

BY THE NUMBERS

DEMOGRAPHICS



Population

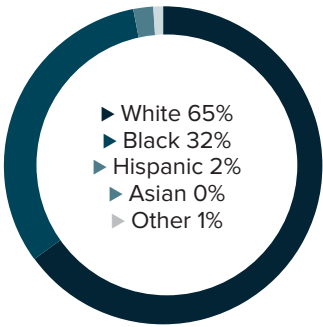
14,313



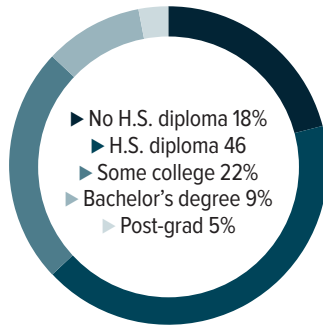
Number of households

5,483

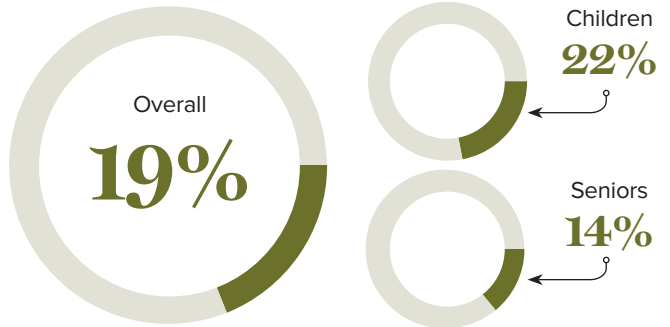
Racial distribution



Education level



Poverty rates



ECONOMY



Median household income

\$38,353



Median value of owner-occupied housing

\$77,700

HIGHER EDUCATION



Number of students receiving TOPS

146

TOPS breakdown

Opportunity	67	Tech	5
Honors	25	Performance	49

Number of students receiving GO Grants

56

SCHOOL BOARD ASSOCIATIONS:
WINN PARISH SCHOOL SYSTEM

WORKING FAMILY TAX CREDITS



Housholds receiving EITC*

1,360



State EITC impact

\$186,000



Tax filers receiving EITC

28%



Average state EITC

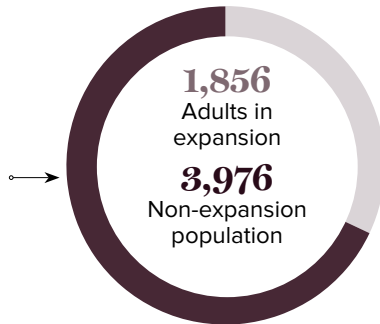
\$137

*The Earned Income Tax Credit (EITC) is a benefit for working people with low to moderate income. To qualify, you must meet certain requirements and file a tax return, even if you do not owe any tax or are not required to file.

MEDICAID

Total individuals receiving Medicaid

5,825



CASH ASSISTANCE

	FITAP	KCSP
Households	6	7
Average amount per recipient	\$105	\$222
Total monthly distribution	\$836	\$4,052

*The Family Independence Temporary Assistance Program (FITAP) provides cash assistance to very low-income families with children who meet specific criteria.

*The Kinship Care Subsidy Program (KCSP) provides cash assistance to qualifying relatives who are caring for one or more children in the absence of the children's parents.

FOOD ASSISTANCE



SNAP recipients*

2,880



SNAP retailers

9



Households receiving SNAP

1,540



Monthly benefits redeemed at district retailers

\$530,923



Total monthly benefits

\$650,564

*The Supplemental Nutrition Assistance Program (SNAP, also called Food Stamps) provides food assistance benefits to people and families with low incomes.