

BY THE NUMBERS

DEMOGRAPHICS



Population

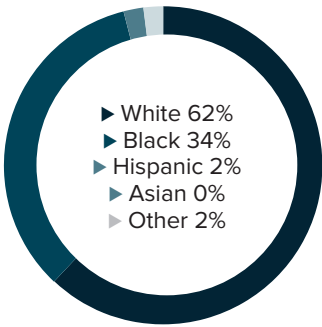
39,242



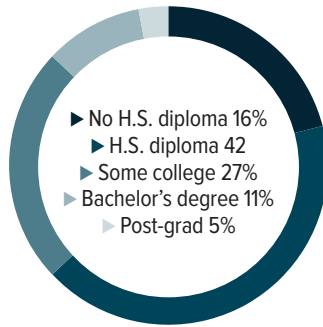
Number of households

16,551

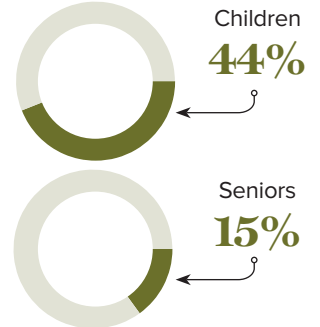
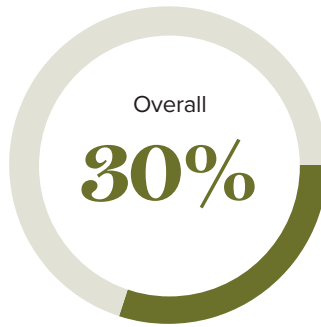
Racial distribution



Education level



Poverty rates



ECONOMY



Median household income

\$28,951



Median value of owner-occupied housing

\$81,500

HIGHER EDUCATION



Number of students receiving TOPS

292

TOPS breakdown

Opportunity	115	Tech	30
Honors	56	Performance	91

Number of students receiving GO Grants

210

SCHOOL BOARD ASSOCIATIONS:
WEBSTER PARISH SCHOOL BOARD

WORKING FAMILY TAX CREDITS



Housholds receiving EITC*

4,450



State EITC impact

\$607,700



Tax filers receiving EITC

28%



Average state EITC

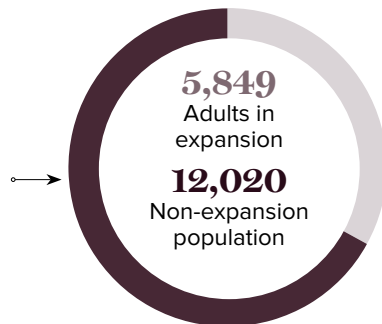
\$137

*The Earned Income Tax Credit (EITC) is a benefit for working people with low to moderate income. To qualify, you must meet certain requirements and file a tax return, even if you do not owe any tax or are not required to file.

MEDICAID

Total individuals receiving Medicaid

17,837



CASH ASSISTANCE

	FITAP	KCSP
Households	12	18
Average amount per recipient	\$82	\$227
Total monthly distribution	\$2,679	\$6,590

*The Family Independence Temporary Assistance Program (FITAP) provides cash assistance to very low-income families with children who meet specific criteria.

*The Kinship Care Subsidy Program (KCSP) provides cash assistance to qualifying relatives who are caring for one or more children in the absence of the children's parents.

FOOD ASSISTANCE



SNAP recipients*

8,987



SNAP retailers

41



Households receiving SNAP

4,428



Monthly benefits redeemed at district retailers

\$1,782,893



Total monthly benefits

\$1,913,306

*The Supplemental Nutrition Assistance Program (SNAP, also called Food Stamps) provides food assistance benefits to people and families with low incomes.