

BY THE NUMBERS

DEMOGRAPHICS



Population

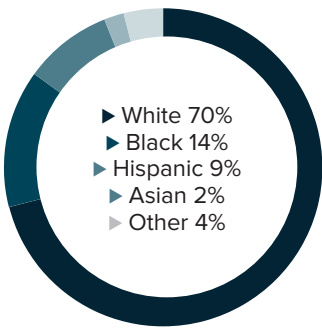
49,646



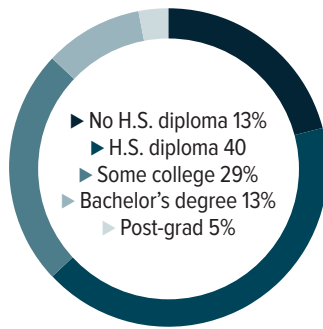
Number of households

17,696

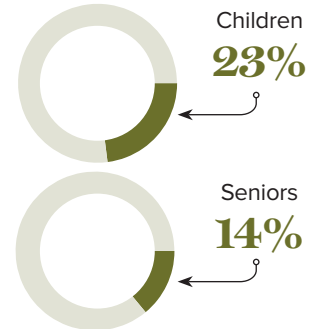
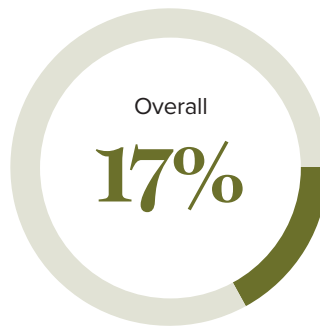
Racial distribution



Education level



Poverty rates



ECONOMY



Median household income

\$49,141



Median value of owner-occupied housing

\$119,300

HIGHER EDUCATION



Number of students receiving TOPS

436

TOPS breakdown

Opportunity	191	Tech	28
Honors	92	Performance	125

Number of students receiving GO Grants

128

SCHOOL BOARD ASSOCIATIONS:
VERNON PARISH SCHOOLS

WORKING FAMILY TAX CREDITS



Housholds receiving EITC*

4,440



State EITC impact

\$596,000



Tax filers receiving EITC

23%



Average state EITC

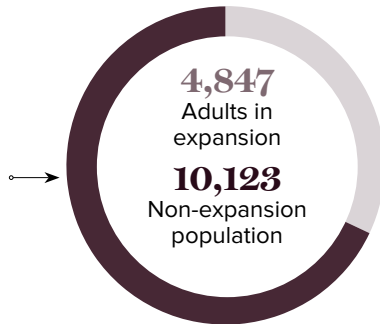
\$134

*The Earned Income Tax Credit (EITC) is a benefit for working people with low to moderate income. To qualify, you must meet certain requirements and file a tax return, even if you do not owe any tax or are not required to file.

MEDICAID

Total individuals receiving Medicaid

14,945



CASH ASSISTANCE

	FITAP	KCSP
Households	14	8
Average amount per recipient	\$83	\$222
Total monthly distribution	\$3,253	\$4,385

*The Family Independence Temporary Assistance Program (FITAP) provides cash assistance to very low-income families with children who meet specific criteria.

*The Kinship Care Subsidy Program (KCSP) provides cash assistance to qualifying relatives who are caring for one or more children in the absence of the children's parents.

FOOD ASSISTANCE



SNAP recipients*

7,026



SNAP retailers

34



Households receiving SNAP

3,217



Monthly benefits redeemed at district retailers

\$1,106,437



Total monthly benefits

\$1,522,634

*The Supplemental Nutrition Assistance Program (SNAP, also called Food Stamps) provides food assistance benefits to people and families with low incomes.