

# BY THE NUMBERS

## DEMOGRAPHICS

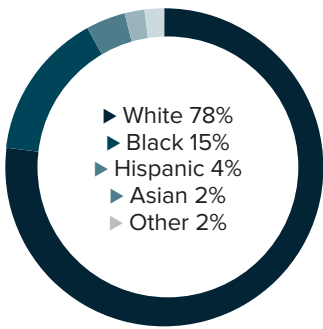


Population  
**59,865**

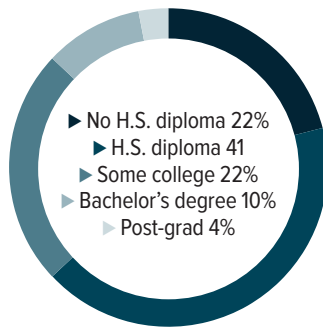


Number of households  
**22,086**

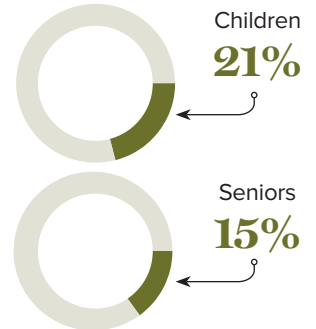
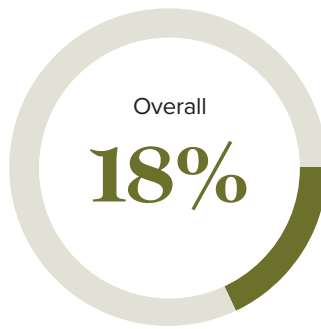
Racial distribution



Education level



Poverty rates



## ECONOMY



Median household income  
**\$51,945**



Median value of owner-occupied housing  
**\$122,200**

## HIGHER EDUCATION



Number of students receiving TOPS  
**803**

TOPS breakdown

Opportunity	<b>323</b>	Tech	<b>48</b>
Honors	<b>190</b>	Performance	<b>242</b>

Number of students receiving GO Grants

**154**

**SCHOOL BOARD ASSOCIATIONS:**  
VERMILION PARISH SCHOOL DISTRICT

## WORKING FAMILY TAX CREDITS



Housholds receiving EITC\*

**6,140**



State EITC impact

**\$862,250**



Tax filers receiving EITC

**26%**



Average state EITC

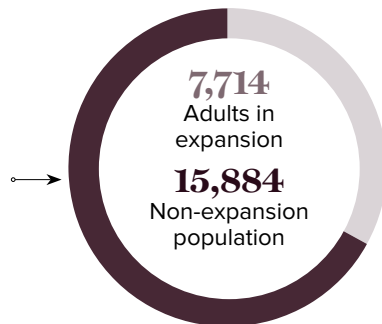
**\$140**

\*The Earned Income Tax Credit (EITC) is a benefit for working people with low to moderate income. To qualify, you must meet certain requirements and file a tax return, even if you do not owe any tax or are not required to file.

## MEDICAID

Total individuals receiving Medicaid

**23,561**



## CASH ASSISTANCE

	FITAP	KCSP
Households	<b>15</b>	<b>27</b>
Average amount per recipient	<b>\$77</b>	<b>\$225</b>
Total monthly distribution	<b>\$3,451</b>	<b>\$10,238</b>

\*The Family Independence Temporary Assistance Program (FITAP) provides cash assistance to very low-income families with children who meet specific criteria.

\*The Kinship Care Subsidy Program (KCSP) provides cash assistance to qualifying relatives who are caring for one or more children in the absence of the children's parents.

## FOOD ASSISTANCE



SNAP recipients\*

**12,340**



SNAP retailers

**54**



Households receiving SNAP

**5,851**



Monthly benefits redeemed at district retailers

**\$2,119,551**



Total monthly benefits

**\$2,678,626**

\*The Supplemental Nutrition Assistance Program (SNAP, also called Food Stamps) provides food assistance benefits to people and families with low incomes.