

# BY THE NUMBERS

## DEMOGRAPHICS

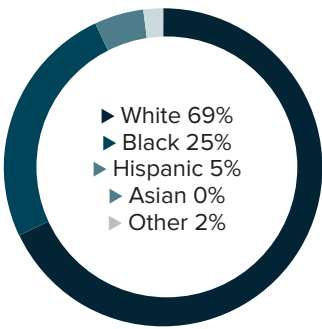


Population  
**22,353**

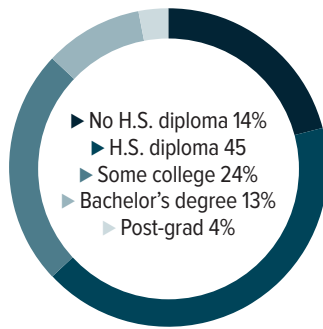


Number of households  
**7,582**

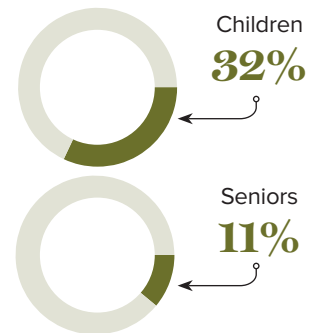
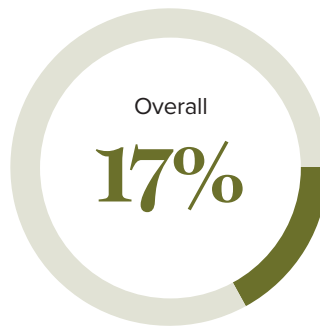
Racial distribution



Education level



Poverty rates



## ECONOMY



Median household income  
**\$44,100**



Median value of owner-occupied housing  
**\$89,200**

## HIGHER EDUCATION



Number of students receiving TOPS  
**137**

TOPS breakdown

Opportunity	<b>58</b>	Tech	<b>10</b>
Honors	<b>24</b>	Performance	<b>45</b>

Number of students receiving GO Grants

**75**

**SCHOOL BOARD ASSOCIATIONS:**  
UNION PARISH SCHOOL DISTRICT

## WORKING FAMILY TAX CREDITS



Housholds receiving EITC\*

**2,430**



State EITC impact

**\$342,200**



Tax filers receiving EITC

**27%**



Average state EITC

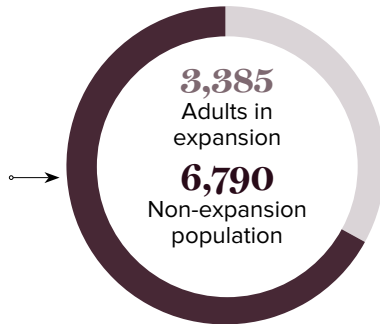
**\$141**

\*The Earned Income Tax Credit (EITC) is a benefit for working people with low to moderate income. To qualify, you must meet certain requirements and file a tax return, even if you do not owe any tax or are not required to file.

## MEDICAID

Total individuals receiving Medicaid

**10,160**



## CASH ASSISTANCE

	FITAP	KCSP
Households	5	8
Average amount per recipient	\$76	\$226
Total monthly distribution	\$1,212	\$2,942

\*The Family Independence Temporary Assistance Program (FITAP) provides cash assistance to very low-income families with children who meet specific criteria.

\*The Kinship Care Subsidy Program (KCSP) provides cash assistance to qualifying relatives who are caring for one or more children in the absence of the children's parents.

## FOOD ASSISTANCE



SNAP recipients\*

**4,581**



SNAP retailers

**20**



Households receiving SNAP

**2,199**



Monthly benefits redeemed at district retailers

**\$614,406**



Total monthly benefits

**\$954,987**

\*The Supplemental Nutrition Assistance Program (SNAP, also called Food Stamps) provides food assistance benefits to people and families with low incomes.