

# BY THE NUMBERS

## DEMOGRAPHICS



Population

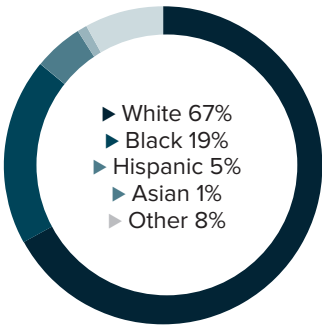
**110,461**



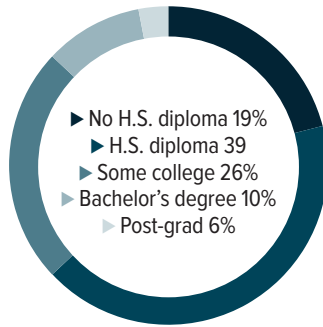
Number of households

**40,173**

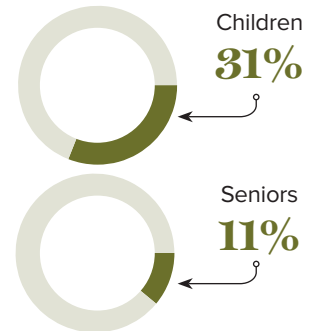
### Racial distribution



### Education level



### Poverty rates



## ECONOMY



Median household income

**\$48,446**



Median value of owner-occupied housing

**\$165,400**

## HIGHER EDUCATION



Number of students receiving TOPS

**1471**

### TOPS breakdown

Opportunity	<b>608</b>	Tech	<b>58</b>
Honors	<b>398</b>	Performance	<b>407</b>

Number of students receiving GO Grants

**627**

**SCHOOL BOARD ASSOCIATIONS:**  
TERREBONNE PARISH SCHOOL DISTRICT

## WORKING FAMILY TAX CREDITS



Housholds receiving EITC\*

**11,430**



State EITC impact

**\$1,640,800**



Tax filers receiving EITC

**25%**



Average state EITC

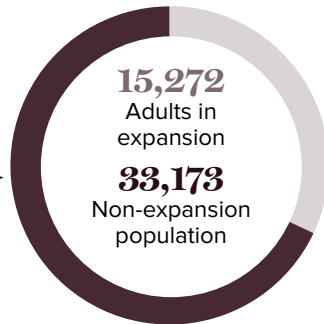
**\$144**

\*The Earned Income Tax Credit (EITC) is a benefit for working people with low to moderate income. To qualify, you must meet certain requirements and file a tax return, even if you do not owe any tax or are not required to file.

## MEDICAID

Total individuals receiving Medicaid

**48,388**



## CASH ASSISTANCE

	FITAP	KCSP
Households	<b>53</b>	<b>29</b>
Average amount per recipient	<b>\$82</b>	<b>\$225</b>
Total monthly distribution	<b>\$10,593</b>	<b>\$12,371</b>

\*The Family Independence Temporary Assistance Program (FITAP) provides cash assistance to very low-income families with children who meet specific criteria.

\*The Kinship Care Subsidy Program (KCSP) provides cash assistance to qualifying relatives who are caring for one or more children in the absence of the children's parents.

## FOOD ASSISTANCE



SNAP recipients\*

**25,605**



SNAP retailers

**107**



Households receiving SNAP

**11,739**



Monthly benefits redeemed at district retailers

**\$5,202,824**



Total monthly benefits

**\$5,259,788**

\*The Supplemental Nutrition Assistance Program (SNAP, also called Food Stamps) provides food assistance benefits to people and families with low incomes.