

# BY THE NUMBERS

## DEMOGRAPHICS



Population

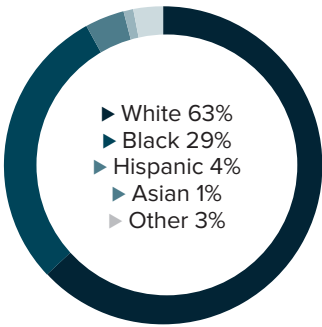
**134,758**



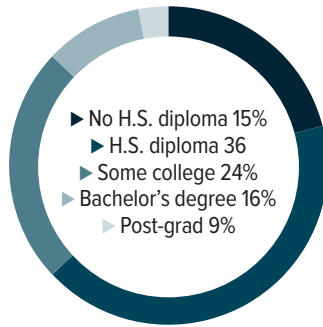
Number of households

**46,526**

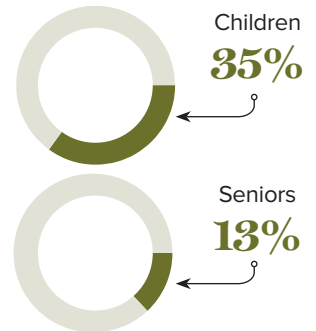
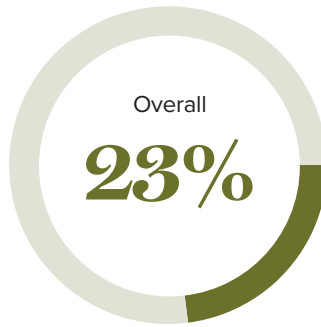
Racial distribution



Education level



Poverty rates



## ECONOMY



Median household income

**\$47,825**



Median value of owner-occupied housing

**\$179,800**

## HIGHER EDUCATION



Number of students receiving TOPS

**1174**

TOPS breakdown

Opportunity	<b>515</b>	Tech	<b>94</b>
Honors	<b>222</b>	Performance	<b>343</b>

Number of students receiving GO Grants

**613**

**SCHOOL BOARD ASSOCIATIONS:**  
TANGIPAHOA PARISH SCHOOL SYSTEM

## WORKING FAMILY TAX CREDITS



Housholds receiving EITC\*

**15,020**



State EITC impact

**\$2,278,600**



Tax filers receiving EITC

**29%**



Average state EITC

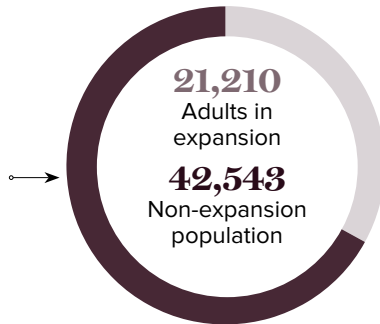
**\$152**

\*The Earned Income Tax Credit (EITC) is a benefit for working people with low to moderate income. To qualify, you must meet certain requirements and file a tax return, even if you do not owe any tax or are not required to file.

## MEDICAID

Total individuals receiving Medicaid

**63,677**



## CASH ASSISTANCE

	FITAP	KCSP
Households	<b>82</b>	<b>76</b>
Average amount per recipient	<b>\$84</b>	<b>\$225</b>
Total monthly distribution	<b>\$17,022</b>	<b>\$32,332</b>

\*The Family Independence Temporary Assistance Program (FITAP) provides cash assistance to very low-income families with children who meet specific criteria.

\*The Kinship Care Subsidy Program (KCSP) provides cash assistance to qualifying relatives who are caring for one or more children in the absence of the children's parents.

## FOOD ASSISTANCE



SNAP recipients\*

**33,292**



SNAP retailers

**144**



Households receiving SNAP

**14,649**



Monthly benefits redeemed at district retailers

**\$6,568,514**



Total monthly benefits

**\$6,646,019**

\*The Supplemental Nutrition Assistance Program (SNAP, also called Food Stamps) provides food assistance benefits to people and families with low incomes.