

BY THE NUMBERS



DEMOGRAPHICS



Population

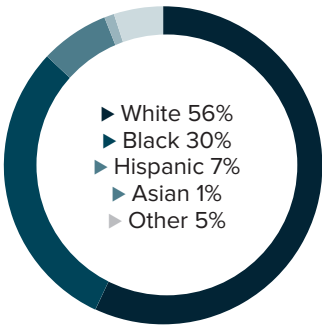
50,968



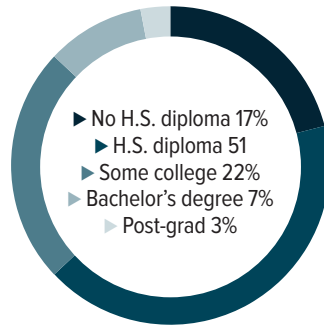
Number of households

19,856

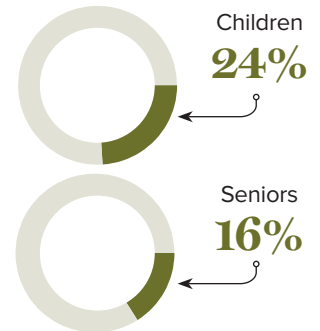
Racial distribution



Education level



Poverty rates



ECONOMY



Median household income

\$40,485



Median value of owner-occupied housing

\$106,900

HIGHER EDUCATION



Number of students receiving TOPS

705

TOPS breakdown

Opportunity	323	Tech	36
Honors	135	Performance	211

Number of students receiving GO Grants

353

SCHOOL BOARD ASSOCIATIONS:
ST. MARY PARISH SCHOOLS

WORKING FAMILY TAX CREDITS



Housholds receiving EITC*

6,380



State EITC impact

\$973,000



Tax filers receiving EITC

31%



Average state EITC

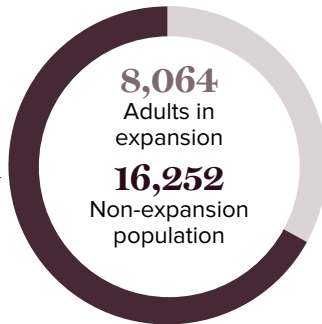
\$153

*The Earned Income Tax Credit (EITC) is a benefit for working people with low to moderate income. To qualify, you must meet certain requirements and file a tax return, even if you do not owe any tax or are not required to file.

MEDICAID

Total individuals receiving Medicaid

24,285



CASH ASSISTANCE

	FITAP	KCSP
Households	33	14
Average amount per recipient	\$84	\$227
Total monthly distribution	\$6,624	\$5,215

*The Family Independence Temporary Assistance Program (FITAP) provides cash assistance to very low-income families with children who meet specific criteria.

*The Kinship Care Subsidy Program (KCSP) provides cash assistance to qualifying relatives who are caring for one or more children in the absence of the children's parents.

FOOD ASSISTANCE



SNAP recipients*

12,757



SNAP retailers

54



Households receiving SNAP

6,282



Monthly benefits redeemed at district retailers

\$2,356,405



Total monthly benefits

\$2,787,580

*The Supplemental Nutrition Assistance Program (SNAP, also called Food Stamps) provides food assistance benefits to people and families with low incomes.