

BY THE NUMBERS



DEMOGRAPHICS



Population

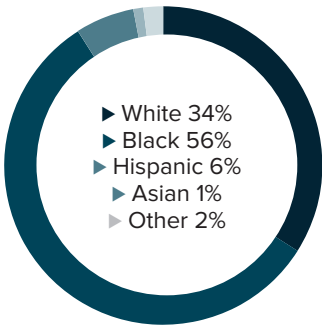
43,242



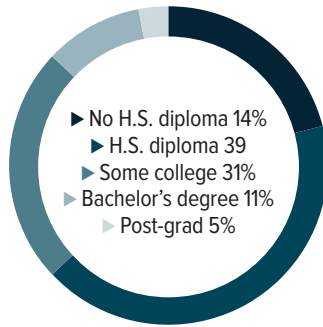
Number of households

15,270

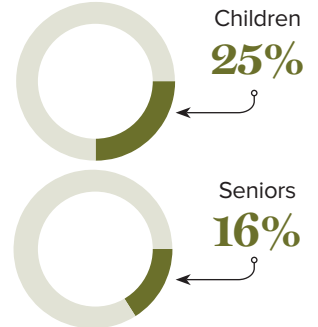
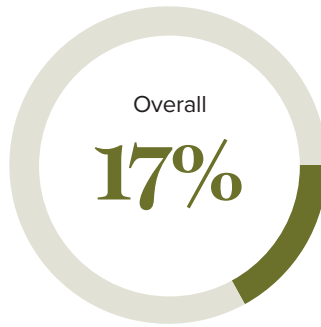
Racial distribution



Education level



Poverty rates



ECONOMY



Median household income

\$57,429



Median value of owner-occupied housing

\$153,900

HIGHER EDUCATION



Number of students receiving TOPS

462

TOPS breakdown

Opportunity	218	Tech	27
Honors	90	Performance	127

Number of students receiving GO Grants

305

SCHOOL BOARD ASSOCIATIONS:
ST. JOHN THE BAPTIST PARISH PUBLIC SCHOOLS

WORKING FAMILY TAX CREDITS



Housholds receiving EITC*

5,900



State EITC impact

\$910,850



Tax filers receiving EITC

31%



Average state EITC

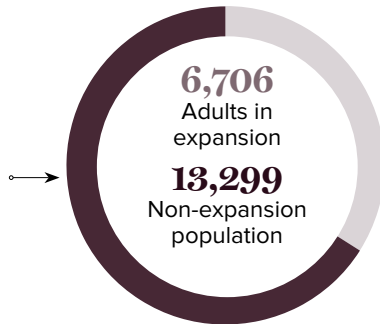
\$154

*The Earned Income Tax Credit (EITC) is a benefit for working people with low to moderate income. To qualify, you must meet certain requirements and file a tax return, even if you do not owe any tax or are not required to file.

MEDICAID

Total individuals receiving Medicaid

19,978



CASH ASSISTANCE

	FITAP	KCSP
Households	13	6
Average amount per recipient	\$77	\$222
Total monthly distribution	\$2,638	\$1,776

*The Family Independence Temporary Assistance Program (FITAP) provides cash assistance to very low-income families with children who meet specific criteria.

*The Kinship Care Subsidy Program (KCSP) provides cash assistance to qualifying relatives who are caring for one or more children in the absence of the children's parents.

FOOD ASSISTANCE



SNAP recipients*

1,1010



SNAP retailers

45



Households receiving SNAP

5,301



Monthly benefits redeemed at district retailers

\$1,855,972



Total monthly benefits

\$2,381,216

*The Supplemental Nutrition Assistance Program (SNAP, also called Food Stamps) provides food assistance benefits to people and families with low incomes.