

BY THE NUMBERS



DEMOGRAPHICS

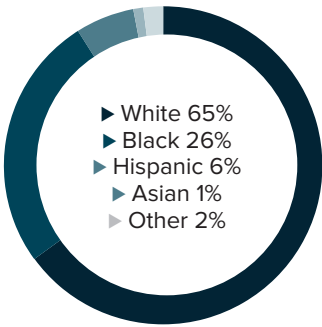


Population
52,773

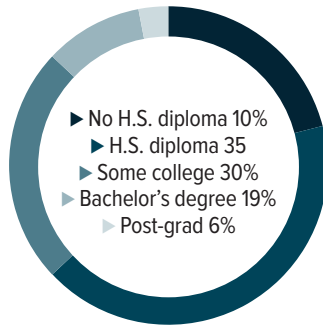


Number of households
19,212

Racial distribution



Education level



ECONOMY

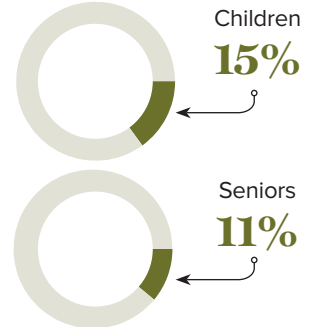
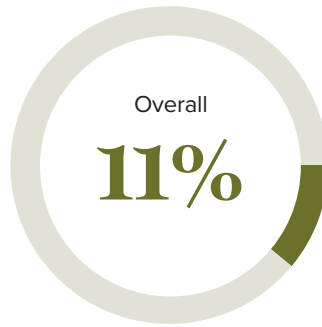


Median household income
\$69,019



Median value of owner-occupied housing
\$201,700

Poverty rates



HIGHER EDUCATION



Number of students receiving TOPS
755

TOPS breakdown

Opportunity	328	Tech	33
Honors	166	Performance	228

Number of students receiving GO Grants

334

SCHOOL BOARD ASSOCIATIONS:
ST. CHARLES PARISH PUBLIC SCHOOLS

WORKING FAMILY TAX CREDITS



Housholds receiving EITC*

4,740



State EITC impact

\$668,950



Tax filers receiving EITC

20%



Average state EITC

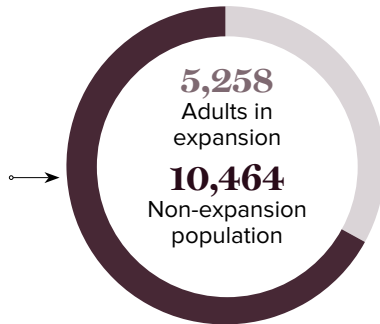
\$141

*The Earned Income Tax Credit (EITC) is a benefit for working people with low to moderate income. To qualify, you must meet certain requirements and file a tax return, even if you do not owe any tax or are not required to file.

MEDICAID

Total individuals receiving Medicaid

15,699



CASH ASSISTANCE

	FITAP	KCSP
Households	10	11
Average amount per recipient	\$89	\$222
Total monthly distribution	\$2,191	\$3,774

*The Family Independence Temporary Assistance Program (FITAP) provides cash assistance to very low-income families with children who meet specific criteria.

*The Kinship Care Subsidy Program (KCSP) provides cash assistance to qualifying relatives who are caring for one or more children in the absence of the children's parents.

FOOD ASSISTANCE



SNAP recipients*

7,202



SNAP retailers

44



Households receiving SNAP

3,367



Monthly benefits redeemed at district retailers

\$1,157,848



Total monthly benefits

\$1,568,070

*The Supplemental Nutrition Assistance Program (SNAP, also called Food Stamps) provides food assistance benefits to people and families with low incomes.