

# BY THE NUMBERS



## DEMOGRAPHICS



Population

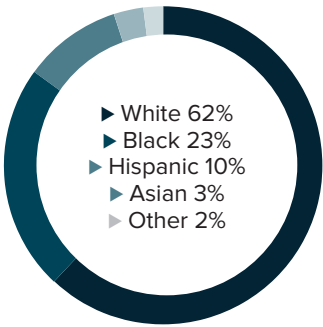
**46,266**



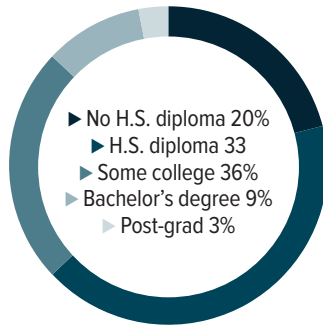
Number of households

**15,005**

### Racial distribution



### Education level



## ECONOMY



Median household income

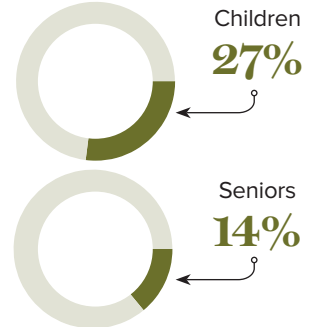
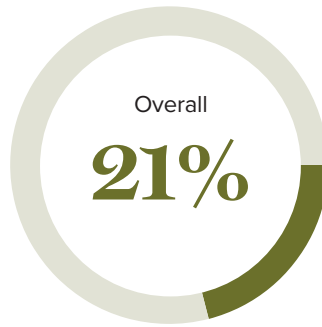
**\$44,661**



Median value of owner-occupied housing

**\$151,300**

### Poverty rates



## HIGHER EDUCATION



Number of students receiving TOPS

**351**

### TOPS breakdown

Opportunity	<b>146</b>	Tech	<b>29</b>
Honors	<b>75</b>	Performance	<b>101</b>

Number of students receiving GO Grants

**200**

**SCHOOL BOARD ASSOCIATIONS:**  
ST. BERNARD PARISH SCHOOL DISTRICT

## WORKING FAMILY TAX CREDITS



Housholds receiving EITC\*

**5,580**



State EITC impact

**\$834,000**



Tax filers receiving EITC

**32%**



Average state EITC

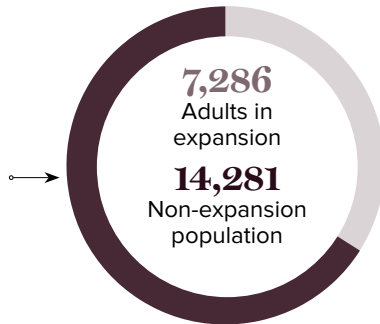
**\$149**

\*The Earned Income Tax Credit (EITC) is a benefit for working people with low to moderate income. To qualify, you must meet certain requirements and file a tax return, even if you do not owe any tax or are not required to file.

## MEDICAID

Total individuals receiving Medicaid

**21,531**



## CASH ASSISTANCE

	FITAP	KCSP
Households	<b>18</b>	<b>24</b>
Average amount per recipient	<b>\$83</b>	<b>\$225</b>
Total monthly distribution	<b>\$3,319</b>	<b>\$10,475</b>

\*The Family Independence Temporary Assistance Program (FITAP) provides cash assistance to very low-income families with children who meet specific criteria.

\*The Kinship Care Subsidy Program (KCSP) provides cash assistance to qualifying relatives who are caring for one or more children in the absence of the children's parents.

## FOOD ASSISTANCE



SNAP recipients\*

**11,066**



SNAP retailers

**56**



Households receiving SNAP

**5,233**



Monthly benefits redeemed at district retailers

**\$3,062,487**



Total monthly benefits

**\$2,382,321**

\*The Supplemental Nutrition Assistance Program (SNAP, also called Food Stamps) provides food assistance benefits to people and families with low incomes.