

BY THE NUMBERS



DEMOGRAPHICS



Population

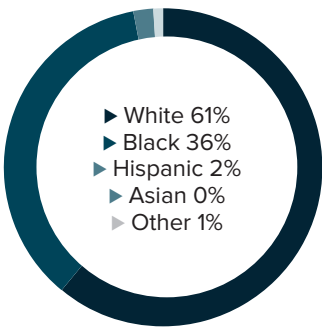
20,350



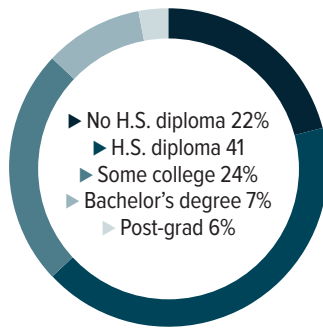
Number of households

7,459

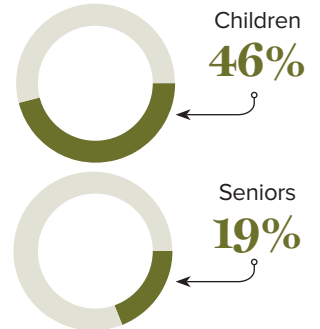
Racial distribution



Education level



Poverty rates



ECONOMY



Median household income

\$34,029



Median value of owner-occupied housing

\$91,900

HIGHER EDUCATION



Number of students receiving TOPS

221

TOPS breakdown

Opportunity	110	Tech	17
Honors	31	Performance	63

Number of students receiving GO Grants

84

SCHOOL BOARD ASSOCIATIONS:
RICHLAND PARISH SCHOOLS

WORKING FAMILY TAX CREDITS



Housholds receiving EITC*

2,710



State EITC impact

\$410,700



Tax filers receiving EITC

33%



Average state EITC

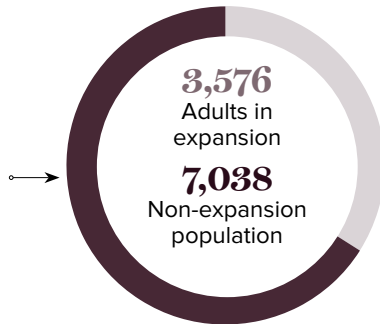
\$152

*The Earned Income Tax Credit (EITC) is a benefit for working people with low to moderate income. To qualify, you must meet certain requirements and file a tax return, even if you do not owe any tax or are not required to file.

MEDICAID

Total individuals receiving Medicaid

10,597



CASH ASSISTANCE

	FITAP	KCSP
Households	8	12
Average amount per recipient	\$78	\$222
Total monthly distribution	\$1,811	\$5,489

*The Family Independence Temporary Assistance Program (FITAP) provides cash assistance to very low-income families with children who meet specific criteria.

*The Kinship Care Subsidy Program (KCSP) provides cash assistance to qualifying relatives who are caring for one or more children in the absence of the children's parents.

FOOD ASSISTANCE



SNAP recipients*

5,518



SNAP retailers

25



Households receiving SNAP

2,636



Monthly benefits redeemed at district retailers

\$986,468



Total monthly benefits

\$1,168,770

*The Supplemental Nutrition Assistance Program (SNAP, also called Food Stamps) provides food assistance benefits to people and families with low incomes.