

BY THE NUMBERS



DEMOGRAPHICS



Population

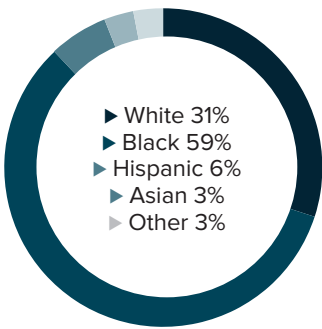
390,144



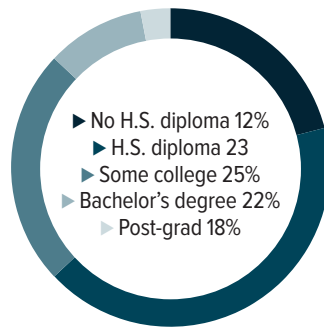
Number of households

151,753

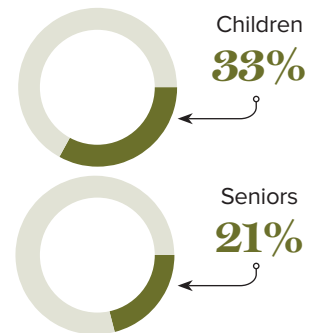
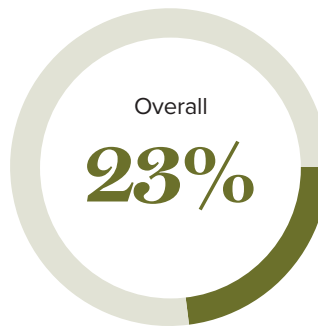
Racial distribution



Education level



Poverty rates



ECONOMY



Median household income

\$45,615



Median value of owner-occupied housing

\$242,900

HIGHER EDUCATION



Number of students receiving TOPS

4764

TOPS breakdown

Opportunity	2098	Tech	73
Honors	1393	Performance	1200

Number of students receiving GO Grants

4665

SCHOOL BOARD ASSOCIATIONS:
NOLA PUBLIC SCHOOLS

WORKING FAMILY TAX CREDITS



Housholds receiving EITC*

45,660



State EITC impact

\$6,525,100



Tax filers receiving EITC

29%



Average state EITC

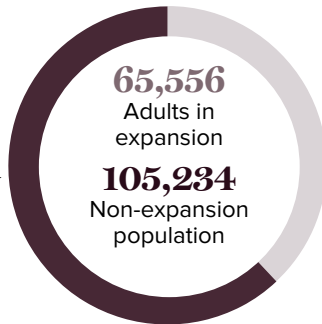
\$143

*The Earned Income Tax Credit (EITC) is a benefit for working people with low to moderate income. To qualify, you must meet certain requirements and file a tax return, even if you do not owe any tax or are not required to file.

MEDICAID

Total individuals receiving Medicaid

170,536



CASH ASSISTANCE

	FITAP	KCSP
Households	237	113
Average amount per recipient	\$82	\$224
Total monthly distribution	\$44,678	\$49,182

*The Family Independence Temporary Assistance Program (FITAP) provides cash assistance to very low-income families with children who meet specific criteria.

*The Kinship Care Subsidy Program (KCSP) provides cash assistance to qualifying relatives who are caring for one or more children in the absence of the children's parents.

FOOD ASSISTANCE



SNAP recipients*

92,879



SNAP retailers

293



Households receiving SNAP

51,531



Monthly benefits redeemed at district retailers

\$13,465,948



Total monthly benefits

\$20,344,316

*The Supplemental Nutrition Assistance Program (SNAP, also called Food Stamps) provides food assistance benefits to people and families with low incomes.