

# BY THE NUMBERS



## DEMOGRAPHICS

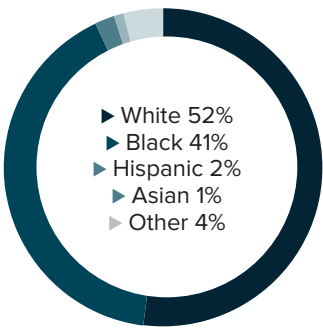


Population  
**38,769**

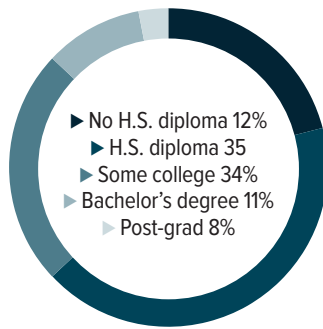


Number of households  
**14,659**

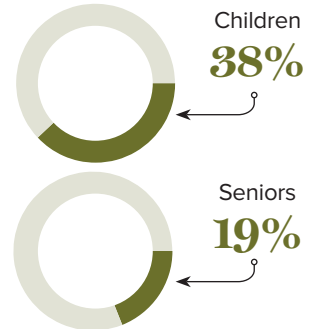
Racial distribution



Education level



Poverty rates



## ECONOMY



Median household income  
**\$28,567**



Median value of owner-occupied housing  
**\$137,400**

## HIGHER EDUCATION



Number of students receiving TOPS  
**563**

TOPS breakdown

Opportunity	<b>189</b>	Tech	<b>14</b>
Honors	<b>222</b>	Performance	<b>138</b>

Number of students receiving GO Grants **702**

**SCHOOL BOARD ASSOCIATIONS:**  
NATCHITOCHE PARISH SCHOOL BOARD

## WORKING FAMILY TAX CREDITS



Housholds receiving EITC\*

**4,350**



State EITC impact

**\$631,000**



Tax filers receiving EITC

**30%**



Average state EITC

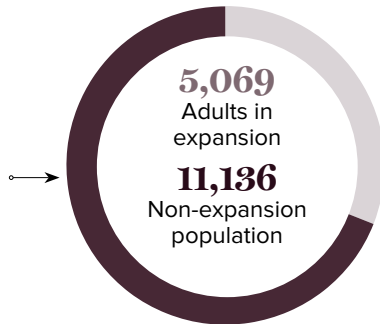
**\$145**

\*The Earned Income Tax Credit (EITC) is a benefit for working people with low to moderate income. To qualify, you must meet certain requirements and file a tax return, even if you do not owe any tax or are not required to file.

## MEDICAID

Total individuals receiving Medicaid

**16,180**



## CASH ASSISTANCE

	FITAP	KCSP
Households	<b>25</b>	<b>15</b>
Average amount per recipient	<b>\$79</b>	<b>\$226</b>
Total monthly distribution	<b>\$5,688</b>	<b>\$6,716</b>

\*The Family Independence Temporary Assistance Program (FITAP) provides cash assistance to very low-income families with children who meet specific criteria.

\*The Kinship Care Subsidy Program (KCSP) provides cash assistance to qualifying relatives who are caring for one or more children in the absence of the children's parents.

## FOOD ASSISTANCE



SNAP recipients\*

**9,010**



SNAP retailers

**33**



Households receiving SNAP

**4,546**



Monthly benefits redeemed at district retailers

**\$1,858,958**



Total monthly benefits

**\$1,942,115**

\*The Supplemental Nutrition Assistance Program (SNAP, also called Food Stamps) provides food assistance benefits to people and families with low incomes.