

BY THE NUMBERS

DEMOGRAPHICS

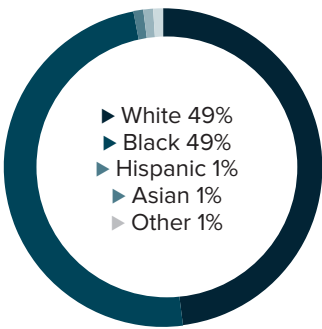


Population
25,610

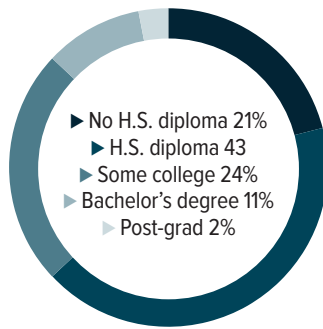


Number of households
9,732

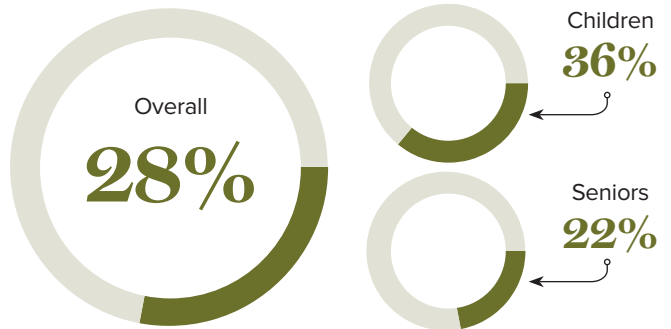
Racial distribution



Education level



Poverty rates



ECONOMY



Median household income
\$32,929



Median value of owner-occupied housing
\$91,100

HIGHER EDUCATION



Number of students receiving TOPS
115

TOPS breakdown

Opportunity	52	Tech	10
Honors	18	Performance	35

Number of students receiving GO Grants

98

**SCHOOL BOARD ASSOCIATIONS:
MOREHOUSE PARISH SCHOOLS**

WORKING FAMILY TAX CREDITS



Housholds receiving EITC*

3,900



State EITC impact

\$590,400



Tax filers receiving EITC

38%



Average state EITC

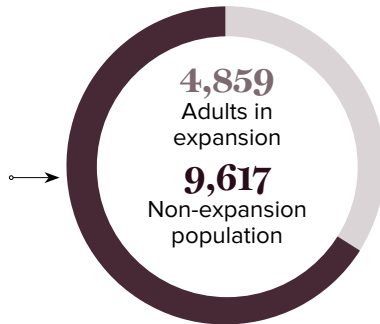
\$151

*The Earned Income Tax Credit (EITC) is a benefit for working people with low to moderate income. To qualify, you must meet certain requirements and file a tax return, even if you do not owe any tax or are not required to file.

MEDICAID

Total individuals receiving Medicaid

14,458



CASH ASSISTANCE

	FITAP	KCSP
Households	36	24
Average amount per recipient	\$81	\$225
Total monthly distribution	\$7,319	\$8,038

*The Family Independence Temporary Assistance Program (FITAP) provides cash assistance to very low-income families with children who meet specific criteria.

*The Kinship Care Subsidy Program (KCSP) provides cash assistance to qualifying relatives who are caring for one or more children in the absence of the children's parents.

FOOD ASSISTANCE



SNAP recipients*

8,054



SNAP retailers

24



Households receiving SNAP

4,132



Monthly benefits redeemed at district retailers

\$1,432,326



Total monthly benefits

\$1,729,928

*The Supplemental Nutrition Assistance Program (SNAP, also called Food Stamps) provides food assistance benefits to people and families with low incomes.