

BY THE NUMBERS



DEMOGRAPHICS



Population

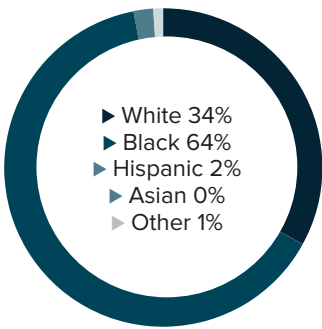
11,306



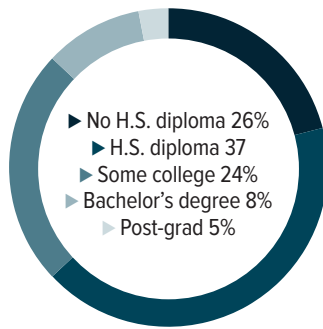
Number of households

3,832

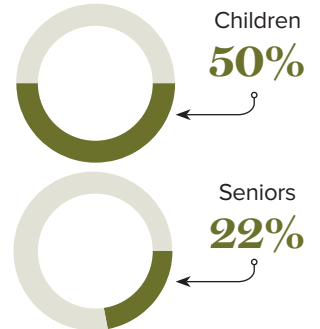
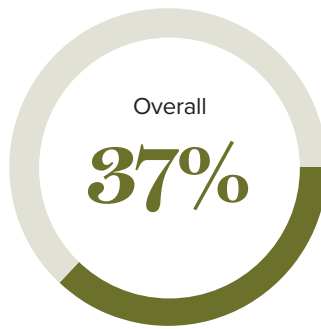
Racial distribution



Education level



Poverty rates



ECONOMY



Median household income

\$30,350



Median value of owner-occupied housing

\$78,100

HIGHER EDUCATION



Number of students receiving TOPS

41

TOPS breakdown

Opportunity	30	Tech	-
Honors	3	Performance	8

Number of students receiving GO Grants

50

SCHOOL BOARD ASSOCIATIONS:
MADISON PARISH SCHOOL DISTRICT

WORKING FAMILY TAX CREDITS



Housholds receiving EITC*

1,740



State EITC impact

\$289,800



Tax filers receiving EITC

46%



Average state EITC

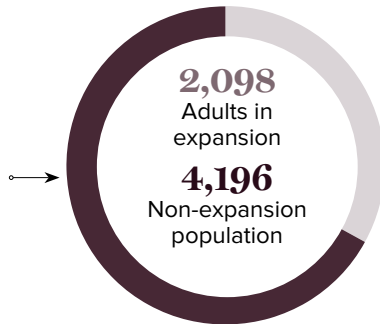
\$167

*The Earned Income Tax Credit (EITC) is a benefit for working people with low to moderate income. To qualify, you must meet certain requirements and file a tax return, even if you do not owe any tax or are not required to file.

MEDICAID

Total individuals receiving Medicaid

6,286



CASH ASSISTANCE

	FITAP	KCSP
Households	14	8
Average amount per recipient	\$82	\$238
Total monthly distribution	\$2,785	\$4,107

*The Family Independence Temporary Assistance Program (FITAP) provides cash assistance to very low-income families with children who meet specific criteria.

*The Kinship Care Subsidy Program (KCSP) provides cash assistance to qualifying relatives who are caring for one or more children in the absence of the children's parents.

FOOD ASSISTANCE



SNAP recipients*

3,729



SNAP retailers

9



Households receiving SNAP

1,734



Monthly benefits redeemed at district retailers

\$415,554



Total monthly benefits

\$791,966

*The Supplemental Nutrition Assistance Program (SNAP, also called Food Stamps) provides food assistance benefits to people and families with low incomes.