

# BY THE NUMBERS

## DEMOGRAPHICS

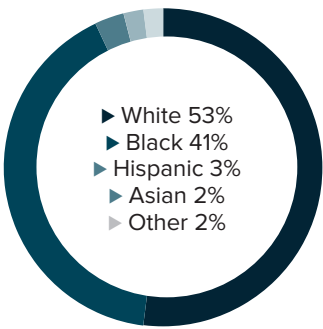


Population  
**47,246**

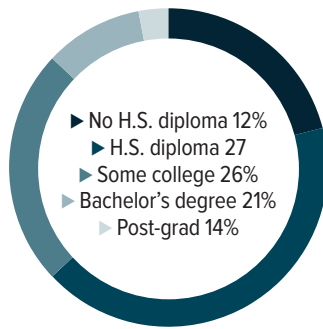


Number of households  
**17,712**

Racial distribution



Education level



## ECONOMY

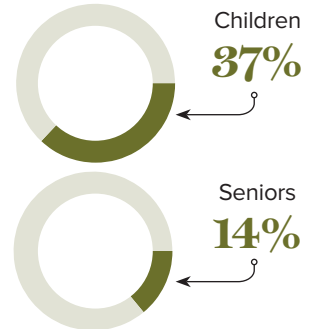


Median household income  
**\$35,467**



Median value of owner-occupied housing  
**\$154,500**

Poverty rates



## HIGHER EDUCATION



Number of students receiving TOPS  
**615**

TOPS breakdown

Opportunity	<b>217</b>	Tech	<b>27</b>
Honors	<b>204</b>	Performance	<b>167</b>

Number of students receiving GO Grants

**344**

**SCHOOL BOARD ASSOCIATIONS:**  
LINCOLN PARISH SCHOOLS

## WORKING FAMILY TAX CREDITS



Housholds receiving EITC\*

**4,420**



State EITC impact

**\$605,950**



Tax filers receiving EITC

**25%**



Average state EITC

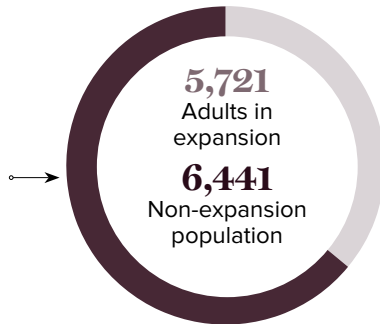
**\$137**

\*The Earned Income Tax Credit (EITC) is a benefit for working people with low to moderate income. To qualify, you must meet certain requirements and file a tax return, even if you do not owe any tax or are not required to file.

## MEDICAID

Total individuals receiving Medicaid

**15,925**



## CASH ASSISTANCE

	FITAP	KCSP
Households	<b>34</b>	<b>7</b>
Average amount per recipient	<b>\$84</b>	<b>\$222</b>
Total monthly distribution	<b>\$6,654</b>	<b>\$4,052</b>

\*The Family Independence Temporary Assistance Program (FITAP) provides cash assistance to very low-income families with children who meet specific criteria.

\*The Kinship Care Subsidy Program (KCSP) provides cash assistance to qualifying relatives who are caring for one or more children in the absence of the children's parents.

## FOOD ASSISTANCE



SNAP recipients\*

**8,484**



SNAP retailers

**35**



Households receiving SNAP

**4,320**



Monthly benefits redeemed at district retailers

**\$1,844,665**



Total monthly benefits

**\$1,790,004**

\*The Supplemental Nutrition Assistance Program (SNAP, also called Food Stamps) provides food assistance benefits to people and families with low incomes.