

BY THE NUMBERS



DEMOGRAPHICS



Population

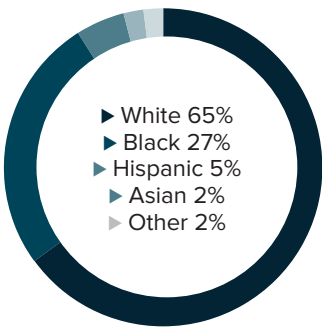
244,390




Number of households

94,490

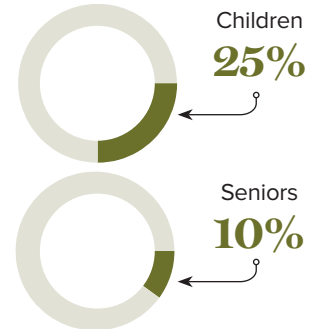
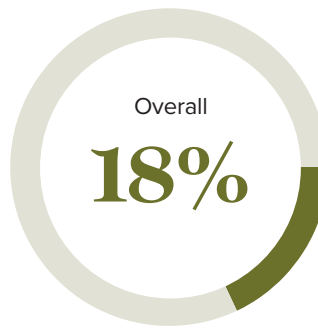
Racial distribution



Education level



Poverty rates



ECONOMY



Median household income

\$60,567



Median value of owner-occupied housing

\$192,100

HIGHER EDUCATION



Number of students receiving TOPS

3408

TOPS breakdown

| | | | |
|-------------|-------------|-------------|-------------|
| Opportunity | 1350 | Tech | 110 |
| Honors | 932 | Performance | 1016 |

Number of students receiving GO Grants

889

SCHOOL BOARD ASSOCIATIONS:
LAFAYETTE PARISH SCHOOL SYSTEM

WORKING FAMILY TAX CREDITS



Housholds receiving EITC*

23,990



State EITC impact

\$3,345,150



Tax filers receiving EITC

22%



Average state EITC

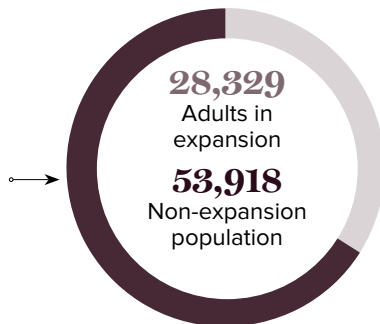
\$139

*The Earned Income Tax Credit (EITC) is a benefit for working people with low to moderate income. To qualify, you must meet certain requirements and file a tax return, even if you do not owe any tax or are not required to file.

MEDICAID

Total individuals receiving Medicaid

82,118



CASH ASSISTANCE

| | FITAP | KCSP |
|------------------------------|-----------------|-----------------|
| Households | 101 | 63 |
| Average amount per recipient | \$81 | \$222 |
| Total monthly distribution | \$21,938 | \$28,834 |

*The Family Independence Temporary Assistance Program (FITAP) provides cash assistance to very low-income families with children who meet specific criteria.

*The Kinship Care Subsidy Program (KCSP) provides cash assistance to qualifying relatives who are caring for one or more children in the absence of the children's parents.

FOOD ASSISTANCE



SNAP recipients*

42,829



SNAP retailers

237



Households receiving SNAP

20,368



Monthly benefits redeemed at district retailers

\$10,597,564



Total monthly benefits

\$9,036,297

*The Supplemental Nutrition Assistance Program (SNAP, also called Food Stamps) provides food assistance benefits to people and families with low incomes.