

BY THE NUMBERS

DEMOGRAPHICS

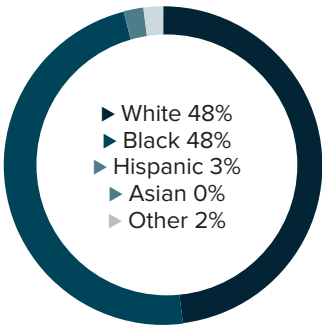


Population
32,822




Number of households
10,903

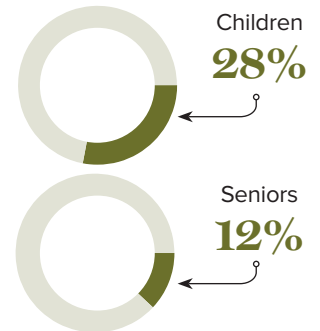
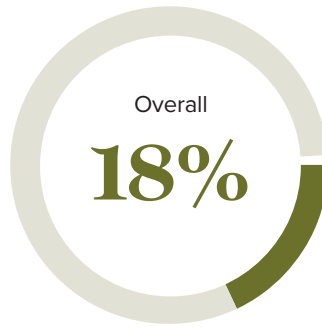
Racial distribution



Education level



Poverty rates



ECONOMY



Median household income
\$50,161



Median value of owner-occupied housing
\$143,700

HIGHER EDUCATION



Number of students receiving TOPS
262

TOPS breakdown

Opportunity	136	Tech	18
Honors	42	Performance	66

Number of students receiving GO Grants

103

SCHOOL BOARD ASSOCIATIONS:
IBERVILLE PARISH SCHOOLS

WORKING FAMILY TAX CREDITS



Housholds receiving EITC*

3,880



State EITC impact

\$589,650



Tax filers receiving EITC

29%



Average state EITC

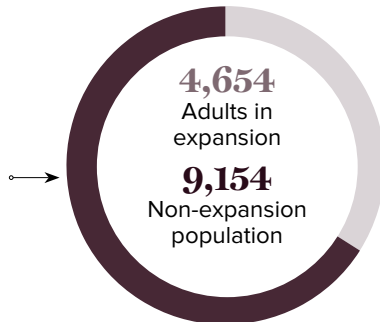
\$152

*The Earned Income Tax Credit (EITC) is a benefit for working people with low to moderate income. To qualify, you must meet certain requirements and file a tax return, even if you do not owe any tax or are not required to file.

MEDICAID

Total individuals receiving Medicaid

13,790



CASH ASSISTANCE

	FITAP	KCSP
Households	8	10
Average amount per recipient	\$75	\$222
Total monthly distribution	\$1,779	\$3,774

*The Family Independence Temporary Assistance Program (FITAP) provides cash assistance to very low-income families with children who meet specific criteria.

*The Kinship Care Subsidy Program (KCSP) provides cash assistance to qualifying relatives who are caring for one or more children in the absence of the children's parents.

FOOD ASSISTANCE



SNAP recipients*

7,723



SNAP retailers

34



Households receiving SNAP

4,959



Monthly benefits redeemed at district retailers

\$1,213,560



Total monthly benefits

\$1,637,049

*The Supplemental Nutrition Assistance Program (SNAP, also called Food Stamps) provides food assistance benefits to people and families with low incomes.