

# BY THE NUMBERS



## DEMOGRAPHICS



Population

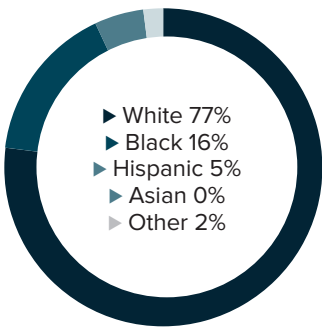
**22,340**



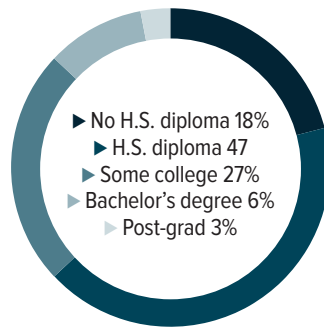
Number of households

**6,989**

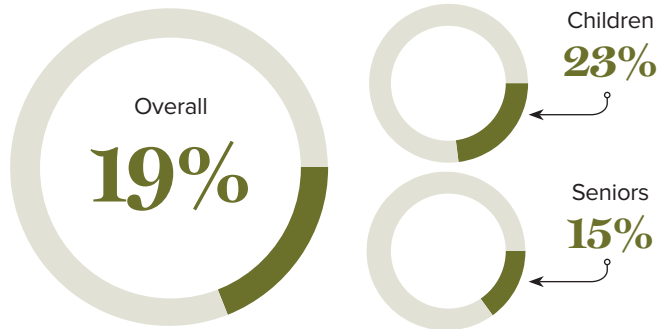
Racial distribution



Education level



Poverty rates



## ECONOMY



Median household income

**\$42,505**



Median value of owner-occupied housing

**\$103,400**

## HIGHER EDUCATION



Number of students receiving TOPS

**143**

TOPS breakdown

Opportunity	<b>56</b>	Tech	<b>11</b>
Honors	<b>32</b>	Performance	<b>44</b>

Number of students receiving GO Grants

**68**

**SCHOOL BOARD ASSOCIATIONS:**  
GRANT PARISH SCHOOL BOARD

## WORKING FAMILY TAX CREDITS



Housholds receiving EITC\*

**1,870**



State EITC impact

**\$252,600**



Tax filers receiving EITC

**24%**



Average state EITC

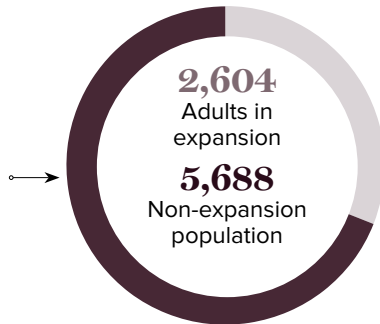
**\$135**

\*The Earned Income Tax Credit (EITC) is a benefit for working people with low to moderate income. To qualify, you must meet certain requirements and file a tax return, even if you do not owe any tax or are not required to file.

## MEDICAID

Total individuals receiving Medicaid

**8,276**



## CASH ASSISTANCE

	FITAP	KCSP
Households	<b>4</b>	<b>9</b>
Average amount per recipient	<b>\$85</b>	<b>\$230</b>
Total monthly distribution	<b>\$832</b>	<b>\$3,108</b>

\*The Family Independence Temporary Assistance Program (FITAP) provides cash assistance to very low-income families with children who meet specific criteria.

\*The Kinship Care Subsidy Program (KCSP) provides cash assistance to qualifying relatives who are caring for one or more children in the absence of the children's parents.

## FOOD ASSISTANCE



SNAP recipients\*

**3,977**



SNAP retailers

**15**



Households receiving SNAP

**1,916**



Monthly benefits redeemed at district retailers

**\$271,828**



Total monthly benefits

**\$857,340**

\*The Supplemental Nutrition Assistance Program (SNAP, also called Food Stamps) provides food assistance benefits to people and families with low incomes.