

BY THE NUMBERS

DEMOGRAPHICS



Population

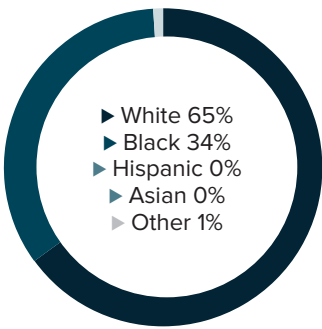
20,238



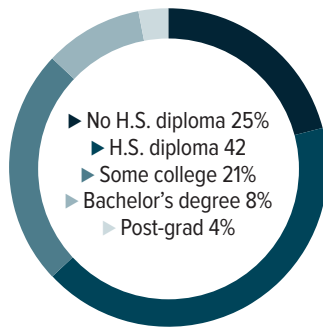
Number of households

7,423

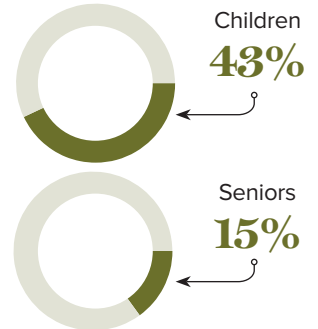
Racial distribution



Education level



Poverty rates



ECONOMY



Median household income

\$35,282



Median value of owner-occupied housing

\$88,000

HIGHER EDUCATION



Number of students receiving TOPS

151

TOPS breakdown

| | | | |
|-------------|-----------|-------------|-----------|
| Opportunity | 72 | Tech | 8 |
| Honors | 29 | Performance | 42 |

Number of students receiving GO Grants

74

SCHOOL BOARD ASSOCIATIONS:
FRANKLIN PARISH SCHOOL BOARD

WORKING FAMILY TAX CREDITS



Housholds receiving EITC*

2,680



State EITC impact

\$413,500



Tax filers receiving EITC

35%



Average state EITC

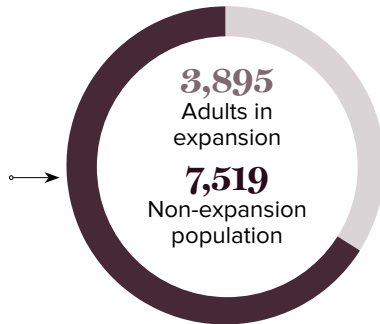
\$154

*The Earned Income Tax Credit (EITC) is a benefit for working people with low to moderate income. To qualify, you must meet certain requirements and file a tax return, even if you do not owe any tax or are not required to file.

MEDICAID

Total individuals receiving Medicaid

11,389



CASH ASSISTANCE

| | FITAP | KCSP |
|------------------------------|----------------|--------------|
| Households | 11 | 3 |
| Average amount per recipient | \$89 | \$222 |
| Total monthly distribution | \$2,081 | \$944 |

*The Family Independence Temporary Assistance Program (FITAP) provides cash assistance to very low-income families with children who meet specific criteria.

*The Kinship Care Subsidy Program (KCSP) provides cash assistance to qualifying relatives who are caring for one or more children in the absence of the children's parents.

FOOD ASSISTANCE



SNAP recipients*

5,880



SNAP retailers

25



Households receiving SNAP

2,964



Monthly benefits redeemed at district retailers

\$1,234,748



Total monthly benefits

\$1,311,672

*The Supplemental Nutrition Assistance Program (SNAP, also called Food Stamps) provides food assistance benefits to people and families with low incomes.