

# BY THE NUMBERS

## DEMOGRAPHICS



Population

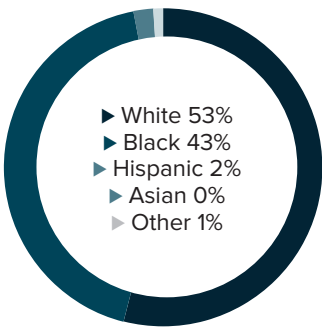
**19,371**



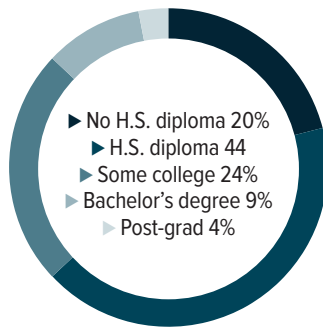
Number of households

**6,959**

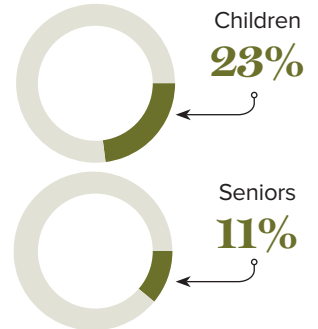
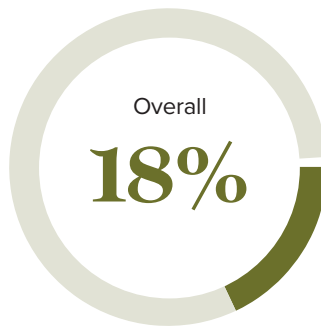
Racial distribution



Education level



Poverty rates



## ECONOMY



Median household income

**\$51,803**



Median value of owner-occupied housing

**\$139,300**

## HIGHER EDUCATION



Number of students receiving TOPS

**143**

TOPS breakdown

Opportunity	<b>66</b>	Tech	<b>8</b>
Honors	<b>28</b>	Performance	<b>41</b>

Number of students receiving GO Grants

**58**

**SCHOOL BOARD ASSOCIATIONS:**  
EAST FELICIANA PUBLIC SCHOOLS

## WORKING FAMILY TAX CREDITS



Housholds receiving EITC\*

**1,910**



State EITC impact

**\$263,300**



Tax filers receiving EITC

**24%**



Average state EITC

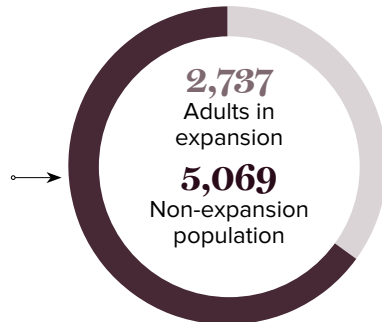
**\$138**

\*The Earned Income Tax Credit (EITC) is a benefit for working people with low to moderate income. To qualify, you must meet certain requirements and file a tax return, even if you do not owe any tax or are not required to file.

## MEDICAID

Total individuals receiving Medicaid

**7,793**



## CASH ASSISTANCE

	FITAP	KCSP
Households	<b>1</b>	<b>1</b>
Average amount per recipient	<b>\$122</b>	<b>\$222</b>
Total monthly distribution	<b>\$122</b>	<b>\$666</b>

\*The Family Independence Temporary Assistance Program (FITAP) provides cash assistance to very low-income families with children who meet specific criteria.

\*The Kinship Care Subsidy Program (KCSP) provides cash assistance to qualifying relatives who are caring for one or more children in the absence of the children's parents.

## FOOD ASSISTANCE



SNAP recipients\*

**1,683**



SNAP retailers

**14**



Households receiving SNAP

**1,563**



Monthly benefits redeemed at district retailers

**\$260,402**



Total monthly benefits

**\$652,789**

\*The Supplemental Nutrition Assistance Program (SNAP, also called Food Stamps) provides food assistance benefits to people and families with low incomes.