

BY THE NUMBERS

DEMOGRAPHICS



Population

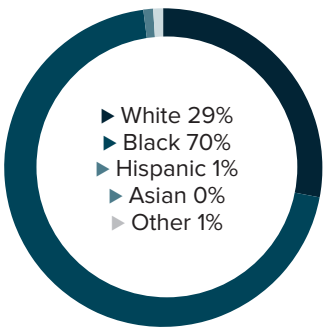
7,096




Number of households

2,037

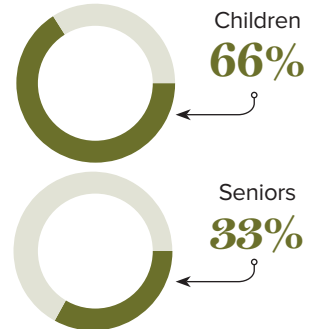
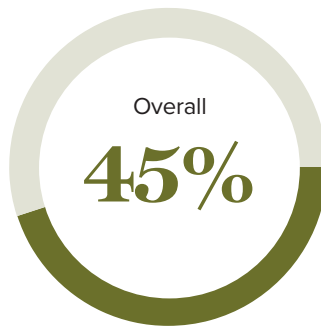
Racial distribution



Education level



Poverty rates



ECONOMY



Median household income

\$22,346



Median value of owner-occupied housing

\$76,800

HIGHER EDUCATION



Number of students receiving TOPS

14

TOPS breakdown

Opportunity	6	Tech	-
Honors	-	Performance	8

Number of students receiving GO Grants

19

SCHOOL BOARD ASSOCIATIONS:
EAST CARROLL PARISH SCHOOL BOARD

WORKING FAMILY TAX CREDITS



Housholds receiving EITC*

1,150



State EITC impact

\$195,250



Tax filers receiving EITC

49%



Average state EITC

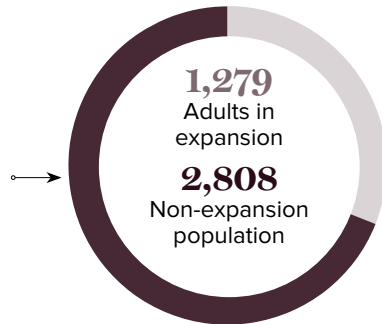
\$170

*The Earned Income Tax Credit (EITC) is a benefit for working people with low to moderate income. To qualify, you must meet certain requirements and file a tax return, even if you do not owe any tax or are not required to file.

MEDICAID

Total individuals receiving Medicaid

4,078



CASH ASSISTANCE

	FITAP	KCSP
Households	5	2
Average amount per recipient	\$97	\$222
Total monthly distribution	\$802	\$944

*The Family Independence Temporary Assistance Program (FITAP) provides cash assistance to very low-income families with children who meet specific criteria.
 *The Kinship Care Subsidy Program (KCSP) provides cash assistance to qualifying relatives who are caring for one or more children in the absence of the children's parents.

FOOD ASSISTANCE



SNAP recipients*

2,423



SNAP retailers

9



Households receiving SNAP

1,194



Monthly benefits redeemed at district retailers

\$241,027



Total monthly benefits

\$517,389

*The Supplemental Nutrition Assistance Program (SNAP, also called Food Stamps) provides food assistance benefits to people and families with low incomes.