

BY THE NUMBERS



DEMOGRAPHICS



Population

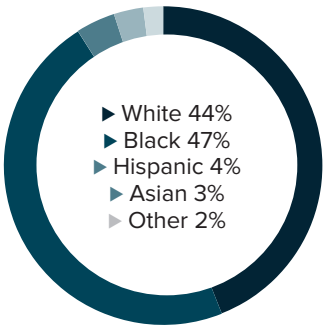
440,059



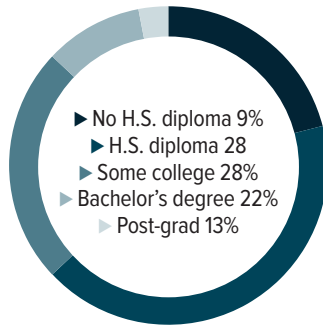
Number of households

161,536

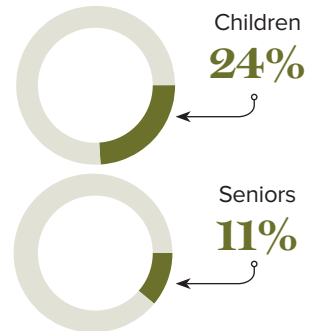
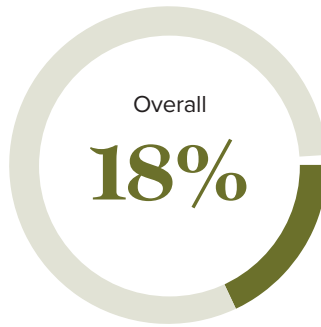
Racial distribution



Education level



Poverty rates



ECONOMY



Median household income

\$56,451



Median value of owner-occupied housing

\$209,200

HIGHER EDUCATION



Number of students receiving TOPS

6710

TOPS breakdown

Opportunity	2627	Tech	163
Honors	2198	Performance	1722

Number of students receiving GO Grants

2359

SCHOOL BOARD ASSOCIATIONS:

EAST BATON ROUGE PARISH SCHOOL SYSTEM, CENTRAL COMMUNITY SCHOOL SYSTEM, CITY OF BAKER SCHOOL DISTRICT, ZACHARY COMMUNITY SCHOOL DISTRICT

WORKING FAMILY TAX CREDITS



Housholds receiving EITC*

48,530



State EITC impact

\$7,163,800



Tax filers receiving EITC

25%



Average state EITC

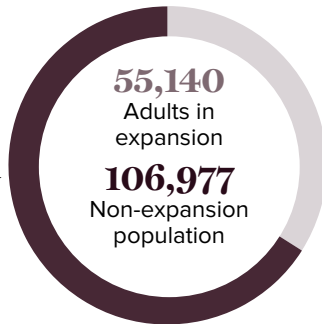
\$148

*The Earned Income Tax Credit (EITC) is a benefit for working people with low to moderate income. To qualify, you must meet certain requirements and file a tax return, even if you do not owe any tax or are not required to file.

MEDICAID

Total individuals receiving Medicaid

161,889



CASH ASSISTANCE

	FITAP	KCSP
Households	241	128
Average amount per recipient	\$79	\$227
Total monthly distribution	\$54,018	\$52,394

*The Family Independence Temporary Assistance Program (FITAP) provides cash assistance to very low-income families with children who meet specific criteria.

*The Kinship Care Subsidy Program (KCSP) provides cash assistance to qualifying relatives who are caring for one or more children in the absence of the children's parents.

FOOD ASSISTANCE



SNAP recipients*

89,306



SNAP retailers

409



Households receiving SNAP

43,226



Monthly benefits redeemed at district retailers

\$18,149,723



Total monthly benefits

\$18,909,491

*The Supplemental Nutrition Assistance Program (SNAP, also called Food Stamps) provides food assistance benefits to people and families with low incomes.