

BY THE NUMBERS

DEMOGRAPHICS

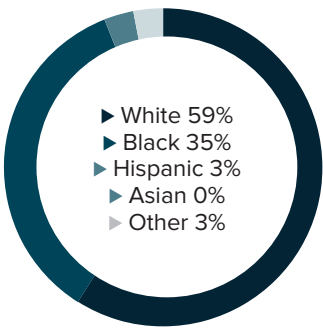


Population
27,289

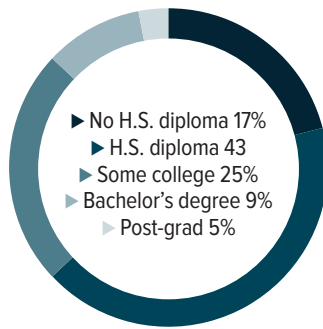


Number of households
10,821

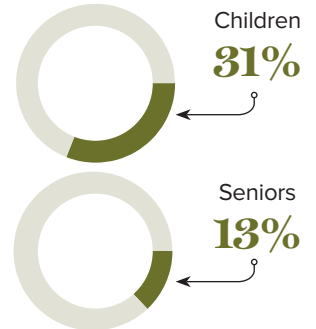
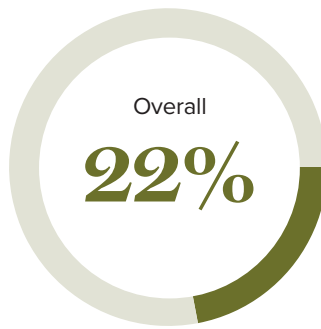
Racial distribution



Education level



Poverty rates



ECONOMY



Median household income
\$46,006



Median value of owner-occupied housing
\$117,300

HIGHER EDUCATION



Number of students receiving TOPS
245

TOPS breakdown

Opportunity	106	Tech	11
Honors	47	Performance	81

Number of students receiving GO Grants

147

SCHOOL BOARD ASSOCIATIONS:
DE SOTO PARISH SCHOOL SYSTEM

WORKING FAMILY TAX CREDITS



Housholds receiving EITC*

3,200



State EITC impact

\$451,750



Tax filers receiving EITC

27%



Average state EITC

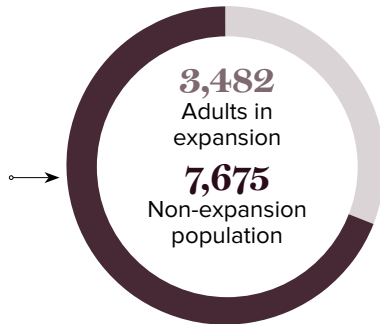
\$141

*The Earned Income Tax Credit (EITC) is a benefit for working people with low to moderate income. To qualify, you must meet certain requirements and file a tax return, even if you do not owe any tax or are not required to file.

MEDICAID

Total individuals receiving Medicaid

11,141



CASH ASSISTANCE

	FITAP	KCSP
Households	8	12
Average amount per recipient	\$90	\$231
Total monthly distribution	\$1,627	\$5,439

*The Family Independence Temporary Assistance Program (FITAP) provides cash assistance to very low-income families with children who meet specific criteria.

*The Kinship Care Subsidy Program (KCSP) provides cash assistance to qualifying relatives who are caring for one or more children in the absence of the children's parents.

FOOD ASSISTANCE



SNAP recipients*

5,629



SNAP retailers

19



Households receiving SNAP

2,803



Monthly benefits redeemed at district retailers

\$679,120



Total monthly benefits

\$1,215,658

*The Supplemental Nutrition Assistance Program (SNAP, also called Food Stamps) provides food assistance benefits to people and families with low incomes.