

BY THE NUMBERS

DEMOGRAPHICS



Population

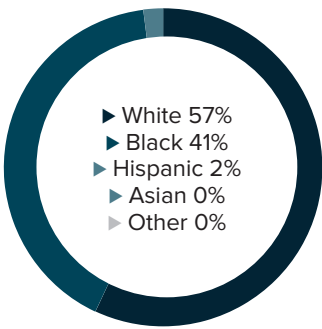
19,778




Number of households

7,162

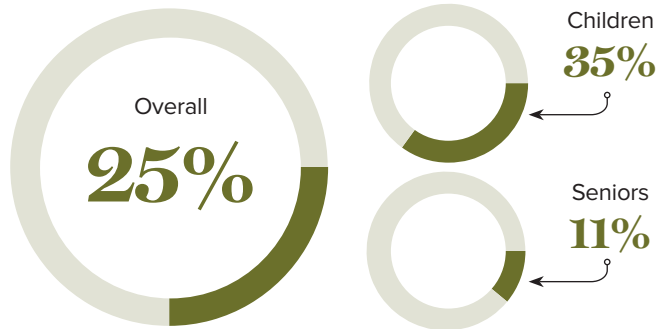
Racial distribution



Education level



Poverty rates



ECONOMY



Median household income

\$32,500



Median value of owner-occupied housing

\$80,600

HIGHER EDUCATION



Number of students receiving TOPS

137

TOPS breakdown

Opportunity	74	Tech	6
Honors	21	Performance	36

Number of students receiving GO Grants

76

SCHOOL BOARD ASSOCIATIONS:
CONCORDIA PARISH SCHOOL BOARD

WORKING FAMILY TAX CREDITS



Housholds receiving EITC*

2,490



State EITC impact

\$387,400



Tax filers receiving EITC

36%



Average state EITC

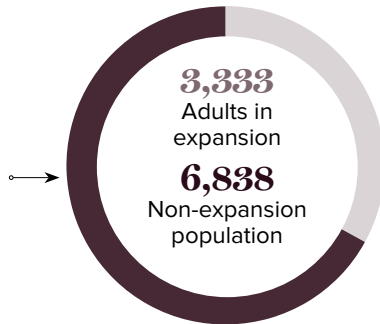
\$156

*The Earned Income Tax Credit (EITC) is a benefit for working people with low to moderate income. To qualify, you must meet certain requirements and file a tax return, even if you do not owe any tax or are not required to file.

MEDICAID

Total individuals receiving Medicaid

10,155



CASH ASSISTANCE

	FITAP	KCSP
Households	21	14
Average amount per recipient	\$73	\$222
Total monthly distribution	\$4,293	\$5,661

*The Family Independence Temporary Assistance Program (FITAP) provides cash assistance to very low-income families with children who meet specific criteria.

*The Kinship Care Subsidy Program (KCSP) provides cash assistance to qualifying relatives who are caring for one or more children in the absence of the children's parents.

FOOD ASSISTANCE



SNAP recipients*

5,664



SNAP retailers

21



Households receiving SNAP

2,869



Monthly benefits redeemed at district retailers

\$1,019,798



Total monthly benefits

\$1,250,607

*The Supplemental Nutrition Assistance Program (SNAP, also called Food Stamps) provides food assistance benefits to people and families with low incomes.