

# BY THE NUMBERS

## DEMOGRAPHICS

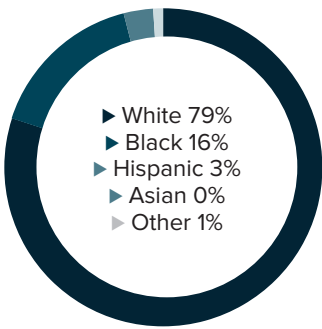


Population  
**9,992**

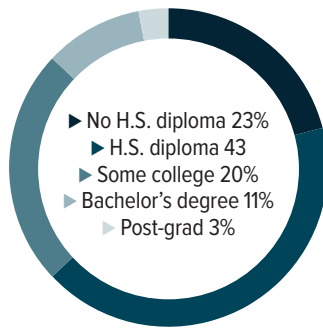


Number of households  
**3,665**

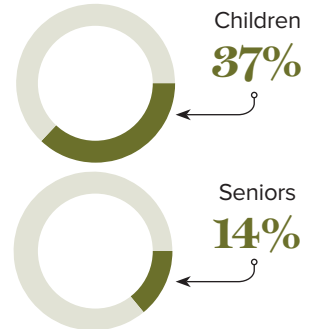
Racial distribution



Education level



Poverty rates



## ECONOMY



Median household income  
**\$37,691**



Median value of owner-occupied housing  
**\$77,300**

## HIGHER EDUCATION



Number of students receiving TOPS  
**80**

TOPS breakdown

Opportunity	<b>40</b>	Tech	<b>7</b>
Honors	<b>13</b>	Performance	<b>20</b>

Number of students receiving GO Grants

**32**

**SCHOOL BOARD ASSOCIATIONS:**  
CALDWELL PARISH SCHOOL DISTRICT

## WORKING FAMILY TAX CREDITS



Housholds receiving EITC\*

**1,000**



State EITC impact

**\$144,900**



Tax filers receiving EITC

**27%**



Average state EITC

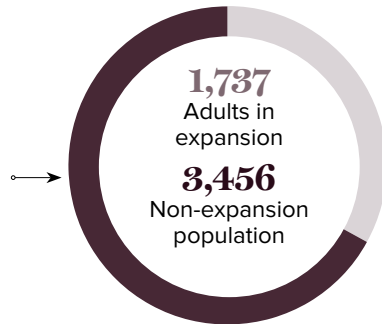
**\$145**

\*The Earned Income Tax Credit (EITC) is a benefit for working people with low to moderate income. To qualify, you must meet certain requirements and file a tax return, even if you do not owe any tax or are not required to file.

## MEDICAID

Total individuals receiving Medicaid

**5,185**



## CASH ASSISTANCE

	FITAP	KCSP
Households	<b>1</b>	<b>7</b>
Average amount per recipient	<b>\$111</b>	<b>\$220</b>
Total monthly distribution	<b>\$249</b>	<b>\$3,526</b>

\*The Family Independence Temporary Assistance Program (FITAP) provides cash assistance to very low-income families with children who meet specific criteria.

\*The Kinship Care Subsidy Program (KCSP) provides cash assistance to qualifying relatives who are caring for one or more children in the absence of the children's parents.

## FOOD ASSISTANCE



SNAP recipients\*

**2,359**



SNAP retailers

**10**



Households receiving SNAP

**11,32**



Monthly benefits redeemed at district retailers

**\$362,841**



Total monthly benefits

**\$508,551**

\*The Supplemental Nutrition Assistance Program (SNAP, also called Food Stamps) provides food assistance benefits to people and families with low incomes.