

# BY THE NUMBERS

## DEMOGRAPHICS



Population

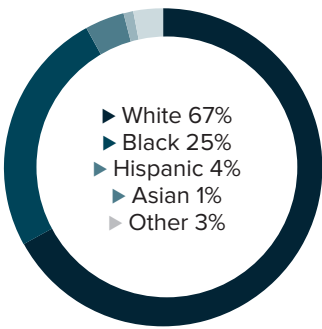
**203,436**



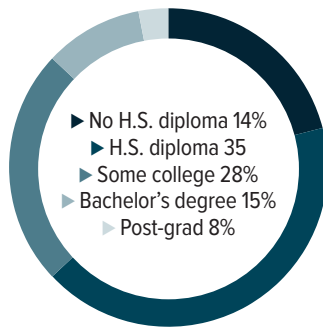
Number of households

**77,232**

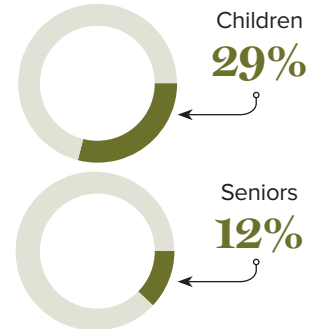
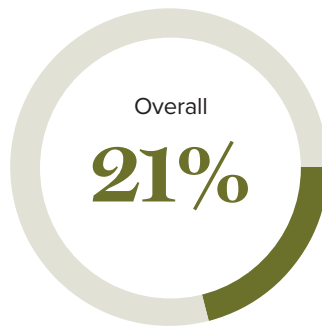
### Racial distribution



### Education level



### Poverty rates



## ECONOMY



Median household income

**\$51,246**



Median value of owner-occupied housing

**\$166,200**

## HIGHER EDUCATION



Number of students receiving TOPS

**2490**

### TOPS breakdown

Opportunity	<b>1003</b>	Tech	<b>171</b>
Honors	<b>598</b>	Performance	<b>718</b>

Number of students receiving GO Grants

**843**

**SCHOOL BOARD ASSOCIATIONS:**  
CALCASIEU PARISH PUBLIC SCHOOLS

## WORKING FAMILY TAX CREDITS



Housholds receiving EITC\*

**19,960**



State EITC impact

**\$2,730,600**



Tax filers receiving EITC

**23%**



Average state EITC

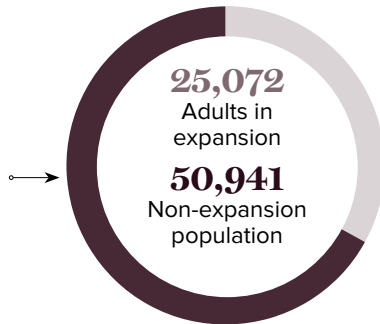
**\$137**

\*The Earned Income Tax Credit (EITC) is a benefit for working people with low to moderate income. To qualify, you must meet certain requirements and file a tax return, even if you do not owe any tax or are not required to file.

## MEDICAID

Total individuals receiving Medicaid

**75,907**



## CASH ASSISTANCE

	FITAP	KCSP
Households	<b>51</b>	<b>59</b>
Average amount per recipient	<b>\$84</b>	<b>\$222</b>
Total monthly distribution	<b>\$10,435</b>	<b>\$26,664</b>

\*The Family Independence Temporary Assistance Program (FITAP) provides cash assistance to very low-income families with children who meet specific criteria.

\*The Kinship Care Subsidy Program (KCSP) provides cash assistance to qualifying relatives who are caring for one or more children in the absence of the children's parents.

## FOOD ASSISTANCE



SNAP recipients\*

**35,067**



SNAP retailers

**158**



Households receiving SNAP

**15,785**



Monthly benefits redeemed at district retailers

**\$6,392,797**



Total monthly benefits

**\$7,194,988**

\*The Supplemental Nutrition Assistance Program (SNAP, also called Food Stamps) provides food assistance benefits to people and families with low incomes.