

BY THE NUMBERS

DEMOGRAPHICS

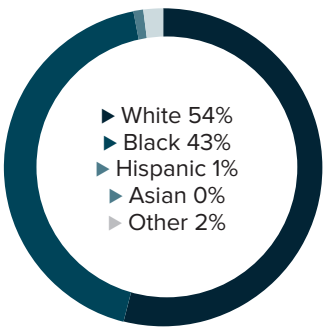


Population
13,564

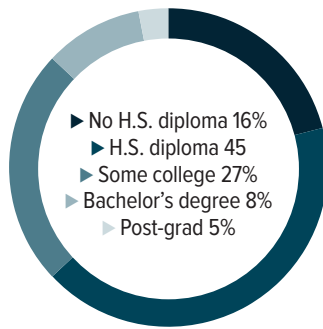


Number of households
5,812

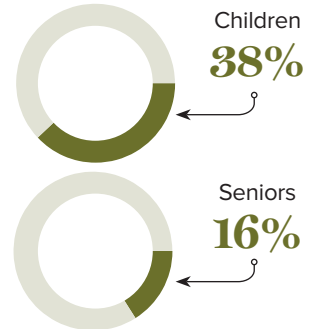
Racial distribution



Education level



Poverty rates



ECONOMY



Median household income
\$30,272



Median value of owner-occupied housing
\$75,900

HIGHER EDUCATION



Number of students receiving TOPS
130

TOPS breakdown

Opportunity	49	Tech	17
Honors	23	Performance	41

Number of students receiving GO Grants

65

SCHOOL BOARD ASSOCIATIONS:
BIENVILLE PARISH SCHOOL BOARD

WORKING FAMILY TAX CREDITS



Housholds receiving EITC*

1,660



State EITC impact

\$234,500



Tax filers receiving EITC

31%



Average state EITC

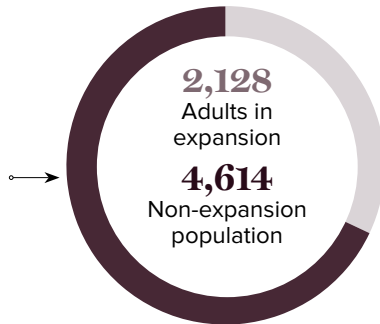
\$141

*The Earned Income Tax Credit (EITC) is a benefit for working people with low to moderate income. To qualify, you must meet certain requirements and file a tax return, even if you do not owe any tax or are not required to file.

MEDICAID

Total individuals receiving Medicaid

6,732



CASH ASSISTANCE

	FITAP	KCSP
Households	7	10
Average amount per recipient	\$86	\$228
Total monthly distribution	\$1,415	\$4,440

*The Family Independence Temporary Assistance Program (FITAP) provides cash assistance to very low-income families with children who meet specific criteria.

*The Kinship Care Subsidy Program (KCSP) provides cash assistance to qualifying relatives who are caring for one or more children in the absence of the children's parents.

FOOD ASSISTANCE



SNAP recipients*

3,519



SNAP retailers

17



Households receiving SNAP

1,655



Monthly benefits redeemed at district retailers

\$378,474



Total monthly benefits

\$721,308

*The Supplemental Nutrition Assistance Program (SNAP, also called Food Stamps) provides food assistance benefits to people and families with low incomes.