

# BY THE NUMBERS



## DEMOGRAPHICS



Population

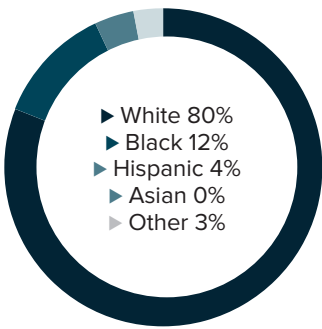
**37,043**




Number of households

**13,520**

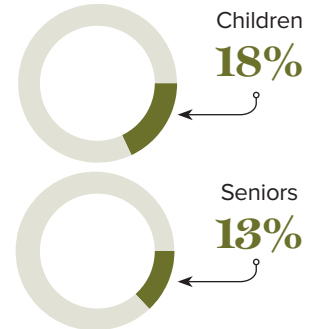
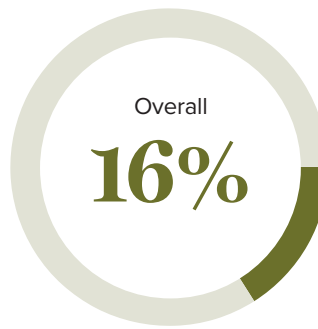
Racial distribution



Education level



Poverty rates



## ECONOMY



Median household income

**\$53,209**



Median value of owner-occupied housing

**\$127,500**

## HIGHER EDUCATION



Number of students receiving TOPS

**405**

TOPS breakdown

Opportunity	<b>165</b>	Tech	<b>48</b>
Honors	<b>89</b>	Performance	<b>103</b>

Number of students receiving GO Grants

**110**

**SCHOOL BOARD ASSOCIATIONS:**  
BEAUREGARD PARISH SCHOOL BOARD

## WORKING FAMILY TAX CREDITS



Housholds receiving EITC\*

**2,830**



State EITC impact

**\$370,050**



Tax filers receiving EITC

**20%**



Average state EITC

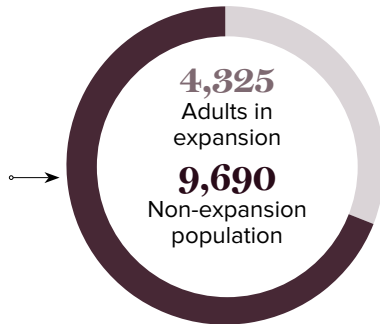
**\$131**

\*The Earned Income Tax Credit (EITC) is a benefit for working people with low to moderate income. To qualify, you must meet certain requirements and file a tax return, even if you do not owe any tax or are not required to file.

## MEDICAID

Total individuals receiving Medicaid

**13,988**



## CASH ASSISTANCE

	FITAP	KCSP
Households	8	17
Average amount per recipient	\$102	\$224
Total monthly distribution	\$1,380	\$5,828

\*The Family Independence Temporary Assistance Program (FITAP) provides cash assistance to very low-income families with children who meet specific criteria.

\*The Kinship Care Subsidy Program (KCSP) provides cash assistance to qualifying relatives who are caring for one or more children in the absence of the children's parents.

## FOOD ASSISTANCE



SNAP recipients\*

**6,165**



SNAP retailers

**25**



Households receiving SNAP

**2,628**



Monthly benefits redeemed at district retailers

**\$1,060,189**



Total monthly benefits

**\$1,232,738**

\*The Supplemental Nutrition Assistance Program (SNAP, also called Food Stamps) provides food assistance benefits to people and families with low incomes.