

BY THE NUMBERS

DEMOGRAPHICS



Population

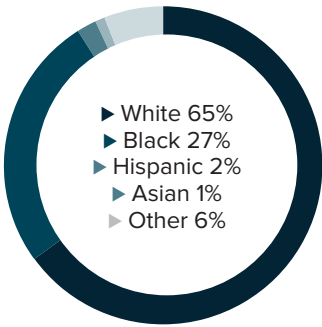
40,669



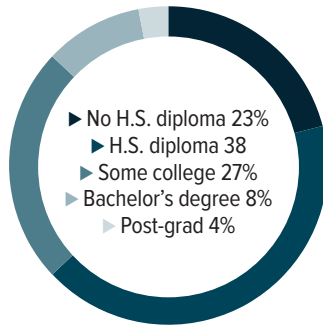
Number of households

15,163

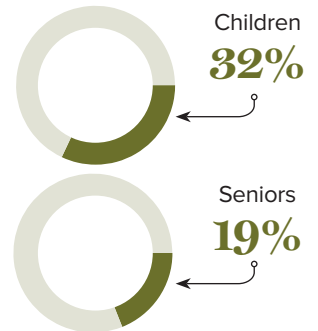
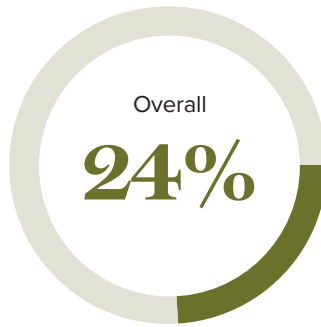
Racial distribution



Education level



Poverty rates



ECONOMY



Median household income

\$38,565



Median value of owner-occupied housing

\$104,200

HIGHER EDUCATION



Number of students receiving TOPS

354

TOPS breakdown

Opportunity	156	Tech	42
Honors	46	Performance	110

Number of students receiving GO Grants

137

SCHOOL BOARD ASSOCIATIONS:
AVOYELLES PARISH SCHOOL BOARD

WORKING FAMILY TAX CREDITS



Housholds receiving EITC*

4,990



State EITC impact

\$749,150



Tax filers receiving EITC

32%



Average state EITC

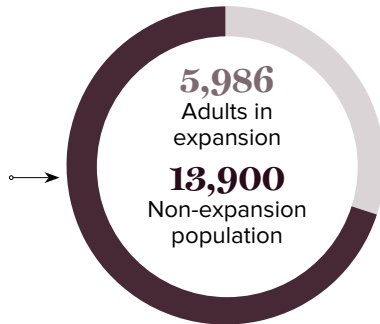
\$150

*The Earned Income Tax Credit (EITC) is a benefit for working people with low to moderate income. To qualify, you must meet certain requirements and file a tax return, even if you do not owe any tax or are not required to file.

MEDICAID

Total individuals receiving Medicaid

19,852



CASH ASSISTANCE

	FITAP	KCSP
Households	17	19
Average amount per recipient	\$79	\$226
Total monthly distribution	\$3,692	\$8,432

*The Family Independence Temporary Assistance Program (FITAP) provides cash assistance to very low-income families with children who meet specific criteria.

*The Kinship Care Subsidy Program (KCSP) provides cash assistance to qualifying relatives who are caring for one or more children in the absence of the children's parents.

FOOD ASSISTANCE



SNAP recipients*

11,000



SNAP retailers

58



Households receiving SNAP

5,419



Monthly benefits redeemed at district retailers

\$2,145,696



Total monthly benefits

\$2,616,052

*The Supplemental Nutrition Assistance Program (SNAP, also called Food Stamps) provides food assistance benefits to people and families with low incomes.