

BY THE NUMBERS



DEMOGRAPHICS

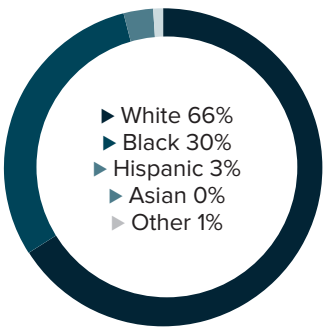


Population
22,478

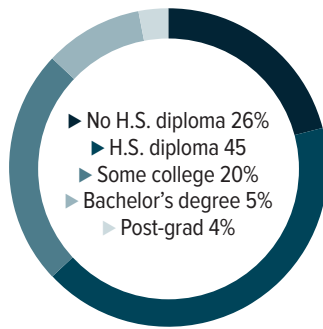


Number of households
8,552

Racial distribution



Education level



ECONOMY

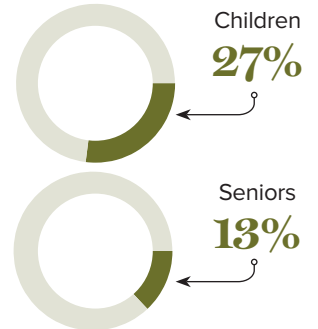


Median household income
\$43,759



Median value of owner-occupied housing
\$118,600

Poverty rates



HIGHER EDUCATION



Number of students receiving TOPS
215

TOPS breakdown

| | | | |
|-------------|------------|-------------|-----------|
| Opportunity | 105 | Tech | 15 |
| Honors | 36 | Performance | 59 |

Number of students receiving GO Grants

112

SCHOOL BOARD ASSOCIATIONS:
ASSUMPTION PARISH SCHOOLS

WORKING FAMILY TAX CREDITS



Housholds receiving EITC*

2,370



State EITC impact

\$344,650



Tax filers receiving EITC

26%



Average state EITC

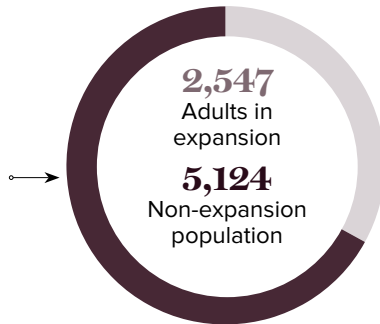
\$145

*The Earned Income Tax Credit (EITC) is a benefit for working people with low to moderate income. To qualify, you must meet certain requirements and file a tax return, even if you do not owe any tax or are not required to file.

MEDICAID

Total individuals receiving Medicaid

7,659



CASH ASSISTANCE

| | FITAP | KCSP |
|------------------------------|--------------|----------------|
| Households | 3 | 2 |
| Average amount per recipient | \$85 | \$222 |
| Total monthly distribution | \$593 | \$1,055 |

*The Family Independence Temporary Assistance Program (FITAP) provides cash assistance to very low-income families with children who meet specific criteria.

*The Kinship Care Subsidy Program (KCSP) provides cash assistance to qualifying relatives who are caring for one or more children in the absence of the children's parents.

FOOD ASSISTANCE



SNAP recipients*

3,891



SNAP retailers

15



Households receiving SNAP

2,194



Monthly benefits redeemed at district retailers

\$360,369



Total monthly benefits

\$939,218

*The Supplemental Nutrition Assistance Program (SNAP, also called Food Stamps) provides food assistance benefits to people and families with low incomes.