

# BY THE NUMBERS

## DEMOGRAPHICS

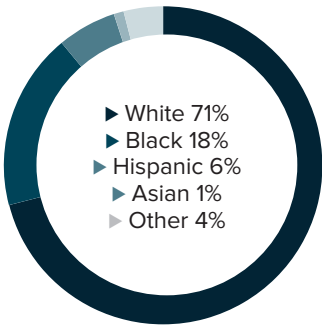


Population  
**25,618**

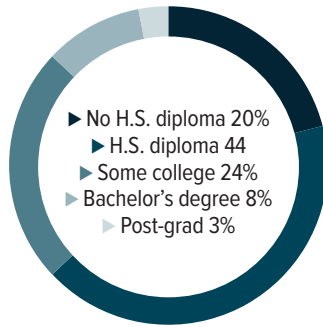


Number of households  
**7,925**

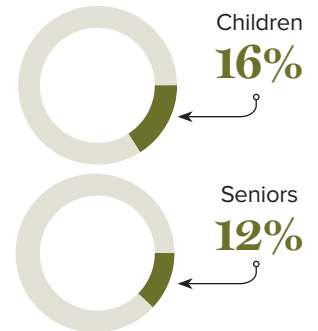
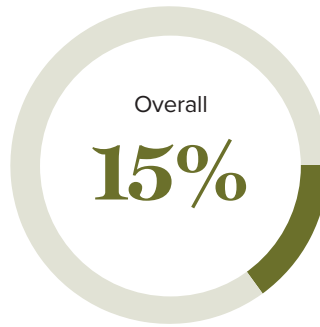
Racial distribution



Education level



Poverty rates



## ECONOMY



Median household income  
**\$46,446**



Median value of owner-occupied housing  
**\$97,500**

## HIGHER EDUCATION



Number of students receiving TOPS  
**281**

TOPS breakdown

Opportunity	<b>128</b>	Tech	<b>32</b>
Honors	<b>42</b>	Performance	<b>79</b>

Number of students receiving GO Grants

**81**

**SCHOOL BOARD ASSOCIATIONS:**  
ALLEN PARISH SCHOOL BOARD

## WORKING FAMILY TAX CREDITS



Housholds receiving EITC\*

**2,200**



State EITC impact

**\$307,350**



Tax filers receiving EITC

**26%**



Average state EITC

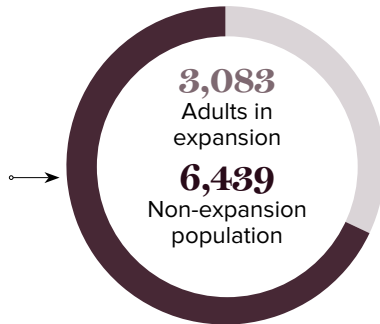
**\$140**

\*The Earned Income Tax Credit (EITC) is a benefit for working people with low to moderate income. To qualify, you must meet certain requirements and file a tax return, even if you do not owe any tax or are not required to file.

## MEDICAID

Total individuals receiving Medicaid

**9,509**



## CASH ASSISTANCE

	FITAP	KCSP
Households	<b>13</b>	<b>13</b>
Average amount per recipient	<b>\$77</b>	<b>\$222</b>
Total monthly distribution	<b>\$2,625</b>	<b>\$5,060</b>

\*The Family Independence Temporary Assistance Program (FITAP) provides cash assistance to very low-income families with children who meet specific criteria.

\*The Kinship Care Subsidy Program (KCSP) provides cash assistance to qualifying relatives who are caring for one or more children in the absence of the children's parents.

## FOOD ASSISTANCE



SNAP recipients\*

**4,792**



SNAP retailers

**22**



Households receiving SNAP

**2,266**



Monthly benefits redeemed at district retailers

**\$916,012**



Total monthly benefits

**\$1,037,361**

\*The Supplemental Nutrition Assistance Program (SNAP, also called Food Stamps) provides food assistance benefits to people and families with low incomes.